



**2021**

**2022-033**

**2022 04**

) (

“ ”\_“

”


**10** **1.10** **7,084,301,477** **0**





ICT-LANTO		ICT-LANTO LIMITED
LUXSHARE PRECISION		LUXSHARE PRECISION LIMITED
		( )
		( ) LUXSHARE-ICT (VIETNAM) COMPANY LIMITED
		LUXSHARE-ICT (VAN TRUNG) COMPANY LIMITED
		( ) LUXSHARE-ICT (NGHE AN) COMPANY LIMITED
		( )





	91440300760482233Q

	61 4 1 2 3

	8 19		2020 12 2 2021 12 31

	2021	2020		2019
	153,946,097,790.40	92,501,259,211.54	66.43%	62,516,314,588.42
	7,070,520,386.57	7,225,462,752.58	-2.14%	4,713,820,644.90
	6,015,597,220.13	6,088,901,850.86	-1.20%	4,435,974,109.41
	7,284,766,917.00	6,873,211,486.05	5.99%	7,465,988,174.33
/	1.01	1.03	-1.94%	0.68
/	0.99	1.01	-1.98%	0.67
	22.35%	30.29%	7.94	26.55%
	2021	2020		2019

	120,572,098,167.88	70,012,753,551.75	72.21%	49,377,910,671.23
	35,288,554,748.72	28,101,816,234.56	25.57%	20,296,618,968.52

1

2

	21,019,011,536.13	27,127,972,915.37	32,865,598,826.82	72,933,514,512.08
	1,349,512,048.43	1,739,717,980.42	1,600,431,354.99	2,380,859,002.73
	1,167,112,633.01	1,355,153,041.64	1,471,991,374.50	2,021,340,170.98
	663,348,870.24	1,524,553,521.56	5,419,705,921.15	-322,841,395.95

	2021	2020	2019	
	-57,241,855.39	-35,503,173.93	-110,085,527.48	

	853,542,165.37	450,749,695.89	232,311,428.35	
	16,559,223.33			
	95,298,693.93	113,778,335.78	89,722,710.32	
	602,993,325.33	837,100,369.42	131,736,631.37	
	-12,600,634.71	30,554,498.37	-999,739.32	
	-170,939,666.46	0.00	0.00	
	211,043,425.20	214,489,873.68	55,533,801.99	
	61,644,659.76	45,628,950.13	9,305,165.76	
	1,054,923,166.44	1,136,560,901.72	277,846,535.49	--

1 —

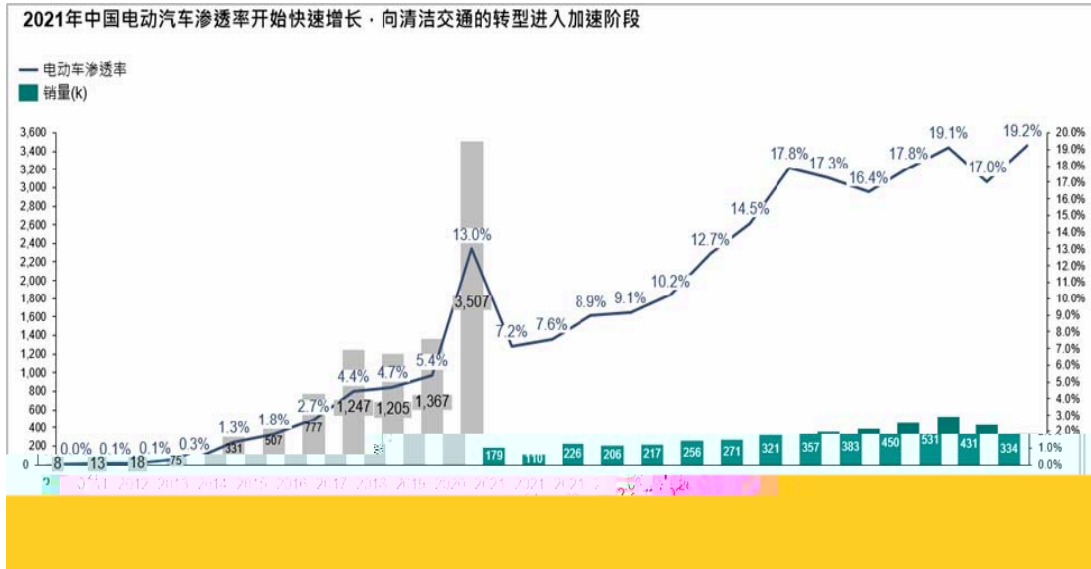
1 —

10,980      5      Statista      2015      2020  
5G AI      2.90%      2025  
AR/VR/MR      IoT

>      A      S      IT

1.6      352      7      2022      47% 500      2020      2021

2021      7.2%      19% 10



“ “ “ ” “ ”

20% L2 38%

V2X B C

“ - - ”

2021 34 1 “

500 ” “ 500 ” “ 2021 ”

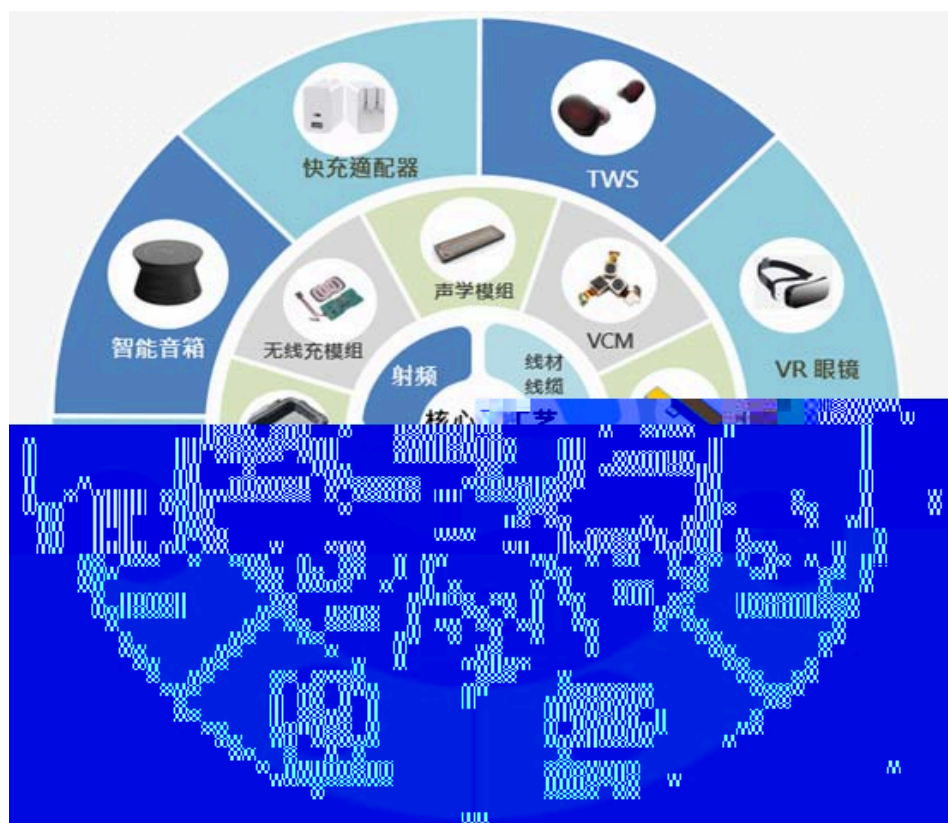
/ /

MES IOT

AIoT  
Wfi  
PC/NB/  
PC

AR/VR/MR  
Dock

TWS  
5G CPE



ICT 5G

ACC

RRU AAU

VC

2022




基础设施



服务器 综合布线 RRU / AAS 5G Small Cell 浸没机柜

精密模组



高速连接器 高速线缆 线缆模组 滤波器 热管理

PCB&PCBA

高速探线开发

精密冲压和加工

测试

成品交付

基础制造能力

压铸

机加

钣金

冲压

注塑

表面处理

基础服务平台

本地工程服务中心

全球化采购

自动化设备开发

培训中心



Markets and Markets 2021

470

Associates	2019	2020	2021	2025	2029
194.52			152.10	22%	
70	30	PDU	BDU PDU	2021	PDU
BMS	DC	PTC	BDU		



1

7S

1 SAP

EDI

SRM

2

PLM

3

MES

AI 5G

4

VMS

5

BI

“ ”

2

“ ” “ ” “ ”

AI

AI

AGV

AI

“ ” “ ”

“ ”

3

“ ”

NI

PCC

Proto

EVT

DVT

PVT

MP

/ / /

/ “ ”

1

SM SiP

/

CNS

/

IoT

2

3

21

FAE

16 &FAE

FAE

1

30%

NPI

167.63

66.42

2

3.090

2020

44.46%

1

“ ”

2

“ ”

3

1

2021

“ ”

/

“ ” 2021

/

2021

2022

“ ”

/

1

2021

/

IoT

/

5-10

2

2021

“ ” “ ” “ ”

Busbar

PDU BDU

/

/

3

/

IoT

/

1,539.46

66.43%

81.43

0.09%

70.71

2.14%

2

1

	2021		2020		
	153,946,097,790.40	100%	92,501,259,211.54	100%	66.43%
	7,856,595,729.78	5.10%	3,521,361,712.58	3.81%	123.11%
	4,142,675,174.19	2.69%	2,844,031,362.75	3.07%	45.66%



1

3

			2021	2020	
		KPCS	692,107	510,910	35.47%
		KPCS	735,779	537,997	36.76%
		KPCS	43,672	27,087	61.23%
			233,339	172,912	34.95%
			256,542	184,502	39.05%
			23,203	11,590	100.20%
		KPCS	380,329	470,565	-19.18%
		KPCS	413,793	514,389	-19.56%
		KPCS	33,465	43,824	-23.64%
		KPCS	3,495,842	3,299,993	5.93%
		KPCS	3,773,559	3,661,402	3.06%
		KPCS	277,717	361,409	-23.16%
		KPCS	467,754	312,258	49.80%
		KPCS	508,283	348,814	45.72%
		KPCS	40,529	36,556	10.87%

30%

4

5

		2021		2020		
		6,296,204,929.34	4.66%	2,765,866,774.16	3.65%	127.64%



4	4	3,188,059,176.36	2.07%
5	5	2,500,581,156.19	1.62%
	--	128,399,408,091.77	83.41%

		75,982,606,355.38
		57.96%
		0.00%

5

1	1	68,529,282,195.97	52.28%
2	2	2,220,179,015.43	1.69%
3	3	1,986,097,524.70	1.52%
4	4	1,718,167,435.10	1.31%

TWS



5

	2021	2020	
	152,974,773,173.48	101,344,544,382.43	50.95%
	145,690,006,256.48	94,471,332,896.38	54.22%
	7,284,766,917.00	6,873,211,486.05	5.99%
	59,103,742,247.41	56,134,501,620.87	5.29%
	67,483,404,233.19	65,282,235,798.95	3.37%
	-8,379,661,985.78	-9,147,734,178.08	-8.40%
	42,545,854,141.42	31,843,182,893.74	33.61%
	42,935,782,234.50	25,056,689,251.71	71.35%
	-389,928,093.08	6,786,493,642.03	-105.75%
	-1,543,267,723.26	4,317,464,527.08	-135.74%

1	15,297,477.32	50.95%
2	14,569,000.63	54.22%
3	-38,992.81	105.75%

	689,386,649.74	8.47%	
	-115,737,751.66	-1.42%	
	-162,790,335.12	-2.00%	
	21,096,536.60	0.26%	



45,672,434.05

	2,161,055,820.73	1.79%	1,804,485,645.49	2.57%	-0.78%	
	733,015,722.42	0.61%	488,087,044.97	0.70%	-0.09%	
	891,215,468.53	0.74%	355,834,434.21	0.51%	0.23%	
	1,904,305,181.49	1.58%	1,223,199,642.61	1.74%	-0.16%	
	234,500,590.93	0.19%	128,572,111.54	0.18%	0.01%	
	45,416,165,667.67	37.67%	23,051,557,603.83	32.86%	4.81%	
	382,391,106.17	0.32%	146,162,097.14	0.21%	0.11%	
	3,623,423,072.87	3.01%	623,257,555.89	0.89%	2.12%	
	538,556,944.18	0.45%	425,345,982.64	0.61%	-0.16%	
	1,272,092,467.86	1.06%	966,092,212.95	1.38%	-0.32%	

2

1.	2,854,676,050.46	73,732,025.24			19,182,537,140.74	20,119,745,754.45		1,991,199,461.99
2.	305,388,419.95	-189,469,776.90						115,918,643.05
4.	138,074,571.56		96,140,150.00				1,761,426.86	235,976,148.42
	3,298,139,041.97	-115,737,751.66	96,140,150.00		19,182,537,140.74	20,119,745,754.45	1,761,426.86	2,343,094,253.46
					5,700,000.00			5,700,000.00

								0
	3,298,139,041	-115,737,751.	96,140,150.0		19,188,237.1	20,119,745.75	1,761,426.8	2,348,794.2
	.97	66	0		40.74	4.45	6	53.46
	0.00	41,436.00						41,436.00

3

2021 9 30

5 34 48.013% 5 5  
 “ ” “ ” “81”

1

7,623,854,176.00	3,122,574,000.00	144.15%


2

			6,000,000.00	50.01%						0.00	0.00		2021 02 04	www.cninfo.com.cn), 2021-0
0.02														



4

1



)	
)	
	1. 2. 3. 4. 5. 6.

5

1

2020		300,000	24,478.69	298,881.41	0	0	0.00%	0		0

	--	300,000	24,478.69	298,881.41	0	0	0.00%	0	--	0
[2020]247										
				“ ”			3,000,000,000.00			
	100.00	30,000,000					3,000,000,000.00			
		14,400,000.00						2,985,600,000.00		
								2,984,743,424.52		
2020				2,744,027,590.66						2,744,027,273.53
										317.13
2021				244,786,916.51						244,786,780.12
		136.39	2021					657,387.96	2021	12 31
		0.00								

2

	( )		(1)		(2)	(3) (2)/(1)				
		110,000	110,000	24,249.84	110,145.15	100.13%	2021 03 01	84,759.2		
		60,000	60,000	25.23	60,031.76	100.05%	2020 05 01	33,952.62		
400		60,000	60,000	0.04	60,026.58	100.04%	2020 08 01	12,682.33		
		70,000	70,000	203.56	68,677.91	98.11%				
	--	300,000	300,000	24,478.67	298,881.4	--	--	131,394.15	--	--
	--	300,000	300,000	24,478.67	298,881.4	--	--	131,394.15	--	--

	2021	96.62%	99.14%
	2020		
	2,001,653,153.13		
		2020 12 1	[2020] ZB11783
	2021 12 31	0.00	

3

1

2

10%

			500	59,466,332,306.97	5,491,597,678.03	135,508,345,248.07	3,286,048,713.01	3,236,547,298.11
			15,329.0323	39,670,045,411.95	3,756,939,895.20	33,200,135,705.13	860,084,363.00	729,281,287.52
		0.02						
		0.02						
		0.05						
		0.05						
		3C	626,431.2296	32,118,051,618.12	10,996,563,441.13	49,727,123,010.93	1,255,106,809.05	1,092,231,638.01

			232,000	18,989,845,4 78.63	7,396,344,21 1.40	24,850,269,7 66.84	1,530,454,71 2.74	1,374,091,21 5.23

--	--	--



1

7%

5G

2020-2025

IDC

2021

13.5

3.6%

5G

AI

AR/VR/MR

IoT

AR/VR/MR

IT

ICT

5G

4G

5G

5G

2

“

”

/

AR/VR/MR

“ ”

“ ”

“ + + ”

“ ” “ ”

“ ”

Tier 1

ODM

Tier

1 Smart EV

3

2021

2022

IoT  
AR/VR/MR

“ ”

Busbar

PDU BDU

ODM

Tier1

ODM

0 1

Tier 1

Tier

1

2022

4

2021

62.03% 2022

2022 2

5

1

2

8,504,628.09

14,345,285.02

2019 -2021

5,746,538.38

91.92% 91.94% 93.18%

3

4

2021 04 28					2020	2021 4 30

	313					002475 20210430
2021 04 30	313					2021 5 6 2021 4 30
2021 05 18	313					2021 5 19 2021 5 18
2021 08 25	313				2021	2021 8 26 2021 8 25

1 —

4


“ ”

1

2020		43.58%		2021 05 19	2 2021-056
2021		46.41%	2021 10 25	2021 10 26	4 2021-090

2

1



				2021 37 05 21	2024 05 18	0	96,022			96,022	
				2021 42 05 21	2024 05 18						
				2018 59 05 22	2024 05 18						
				2021 57 05 18	2024 05 18						
				2021 51 05 18	2024 05 18						
				2017 41 12 19	2024 05 18						
				2018 42 05 22	2024 05 18						
				2009 37 02 22	2024 05 18						
				2018 50 05 25	2024 05 21	439,390				439,390	
				2019 52 04 15	2024 05 21	365,034	300,809			665,843	
				2012 45 04 18	2021 05 21	2,095,552	1,216,773			3,312,325	
				2011 51 11 03	2021 05 21	776,705	177,880			954,585	

					2015 65 05 06	2021 05 21							
					2015 47 05 06	2021 05 21							
	--	--	--	--	--	--	10,646,9 48	1,791,48 4	1,742,56 7		10,695,8 65	--	

						2021 05 18							
						2021 05 18							
						2021 05 18							
						2021 05 18							
						2021 05 21							
						2021 05 21							
						2021 05 18							
						2021 05 18							
						2021 05 18							
						2021 05 18							
						2021 05 21							
						2021 05 21							

2

55 EMBA  
1988 10 1997  
1999 2004  
58  
80 1999 2004  
42 20  
2009 7

37  
2009 4  
59  
1984 1994 2009  
57  
51  
41 2003 1 2006 4  
2009 4 2006 4 2009 4  
42  
2007 6  
37 2004  
“ ”  
“ ”  
“ ”  
50  
500 2013 6  
2017 10  
52  
1996 8 1999 8 1999 9 2009 3  
2011

--	--	--	--	--	--

			2020 11 25		
			2018 07 18		
			2014 03 18		
			2021 02 03		
			2005 11 12		
			2012 06 18		
			2020 11 25		
			2021 04 27		
			2020 11 18		
			2021 02 03		
			2018 12 29		
			2005 11 12		
			2011 05 12		
			2011 10 25		
			2012 07 10		
			2012 08 16		
			2011 10 25		
			2013 01 11		
			2013 11 19		
			2014 03 24		
			2014 07 04		
			2015 11 27		
			2015 12 25		
			2017 12 04	2022 09 20	
			2019 03 20	2025 03 12	
			2019 06 25	2022 06 24	
			2017 05 01	2021 11 11	
			2021 08 16		
			2020 12 29		
			2020 11 04		
			2019 11 20		
			2020 12 01		
			2021 10 19		

			2019 04 08		
			2018 12 03		
			2019 02 18		
			2019 12 02		
			2018 10 24		
			2017 08 28		
			2014 03 17		
			2014 03 17		
			2012 10 12		

3

“ + “

8 /

			55		240
			58		240
			37		95.11
			42		85.2
			45		180.68
			51		116.44
			65		8
			47		8
			59		8
			57		0
			51		0
			41		48.26
			42		41.06
			37		9.23

			50		93.86	
			52		121.16	
	--	--	--	--	1,295	--

## 1

	2021 01 22	2021 01 23	www.cninfo.com.cn
	2021 01 28	2021 01 29	
			2021-015

2021 04 20

2021 04 21

			2021-071
	2021 09 30	2021 10 08	www.cninfo.com.cn 2021-077
	2021 10 27	2021 10 28	www.cninfo.com.cn 2021-092
	2021 12 03	2021 12 04	www.cninfo.com.cn 2021-096

2

	10	7	3	0	0		2
	10	7	3	0	0		2
	4	2	2	0	0		1
	4	1	3	0	0		1
	10	7	3	0	0		2
	4	2	2	0	0		1
	4	2	2	0	0		1
	6	4	2	0	0		2
	6	4	2	0	0		2
	6	4	2	0	0		2
	6	4	2	0	0		2

3

4

			2021 04 09				
		2	2021 04 15	2020 2020 2020 2021			
		2	2021 07 22	2021			

			2021 10 14	2021			
			2021 02 22				
			2021 09 24	2021	2021		
			2021 04 05				
			2021 03 29				

				2020			
				2021			

**1**

	520
	227,632
	228,152
	228,152
	0
	192,873
	2,574
	16,103
	354
	16,248
	228,152
	13,982
	21,432
	192,738

	228,152
--	---------

2

“ ”

3

“ ”

“ ”

“ ”

“ ”

“ ”

4

			2020		7,035,426,367
10	1.1		773,896,900.37		
					7,035,426,367
7,035,428,828	2,461			2019	7,035,428,828
	10	1.099999			773,891,489.58


10		0
10		1.10
	7,084,301,477	
		779,273,162.47
		0.00
	779,273,162.47	
		6,526,651,487.02
	100%	
2021	7,084,301,477	10
1.1	779,273,162.47	
	2021	

1

1 2018

2020 12 2

2018

	2020 12 22	2021 9 24	2018	
		2020-108		
	2018		13,854,690	
2021 7 2	2020	2018		
	10 28 /	10 17 /	2018	2019
2019			2021-064	
2021 9 30			2018	920,766
		1,719	1,695	93,843,466
92,964,441		2018		
2021-082				
2021 12 3				2018
			2018	
		2018		1,851,452
		1,695	1,650	92,964,441
91,112,989				2021 12 24
2022 9 23		2018		
	2021-104	2018		
	2021-105			
	2018		19,597,470	
2 2019				
2020 6 22				2019
		2020 7 7	2021 4 21	2019
			2020-049	
	2019			1,291,186
2021 1 22			2019	
456,286			258	250
21,113,740	20,657,454		2019	
		2021-009		
2021 1 22				2019
		2021 2 8	2021 11 26	2019
			2021-021	
	2019			4,109,496
2021 7 2	2020			2019
		744,909		340
	65,977,698	65,232,789		332
13 59 /		2018	2019	13 70 /
	2021-064			2019
2021 7 2				2019
	2021 7 15	2022 4 21	2019	
		2021-069		

2019

14,627,322

3 2021

2021

2021

2021 12 3

2021 12 9

5,209,20

0.74%

1,072

35.87 /

JLC4

037192

4

53,480,164



		540,789	0	135,196	90,000	13.59	450,789	49.20					
	--	10,784, 326	0	3,301,8 43	1,695,4 62	--	9,088,86 4	--	0	0	0	--	0
		2021	4										

---

--	--	--	--	--	--	--

**1**

	2022 04 28
	75.60%

				0.5%		-1200	
	4						
		0.5%			1		300
	0.2%	<		0.5%	2		
				2%	<		
		5%	3				
		0.2%	<		0.5%		
	4						
	0.2%	<			0.5%		
			1				
	<		0.2%	2			
			<	2%	3		
				<			
	0.2%	4			<		
			0.2%				
							0
							0
							0
							0


2

3

2021 12 31	
	2022 04 28
	www.cninfo.com.cn
	2021

2021 4

119



	VOCs		51	B4 B5 B6 C4 C5 C6 C7 B7 C3 B3	3.15	60 mg/l	18.40	/	/
	SO2		51	B4 B5 B6 C4 C5 C6 C7 B7 C3 B3	0.76	20 mg/l	2.05	/	/
			51	B4 B5 B6 C4 C5 C6 C7 B7 C3 B3	5.53	50 mg/l	13.95	/	/
	NOx		51	B4 B5 B6 C4 C5 C6 C7 B7 C3 B3	15.23	60 mg/l	1.78	1.7853	/
			1		500mg/L	GB8978-1996	50.562	112.2094	/
			1		35mg/L		4.014	11.2209	/
			1		0.1mg/L	GB21900-2008	0.001	0.02	/
			1		0.5mg/L	GB21900-2008	0.012	0.026	/
	VOC		26	F1/F2/F3/F4/F 5/F7/F9/F10/F 11	120mg/m <sup>3</sup>	GB16297-1996	9.33	10.8962	/
			12	F3/F5/F6-1/F6 -2/F7	120mg/m <sup>3</sup>	GB16297-1996	1.876	10.595	/
			8	F5/F7	200mg/m <sup>3</sup>	GB21900-2008	0.554	0.903	/
	PH		1		7.4	DB31 199-2018 2	/	/	/

1 2 1 N 1 2 2021 2 2 2

AG}

			3		ND	DB31_933-2015	0	0.1348	/
			1		ND	DB31 199-2018 2	0.00014 3	0.0054	/
	PH		1		7.5	DB31 199-2018 2	/	/	/
			1		0.32	DB31 199-2018 2	0.164	/	/
			1		1.95	DB31 199-2018 2	0.84	27.63	/
			1		1.43	DB31 199-2018 2	0.192	0.988	/
	COD		1		134	DB31 199-2018 2	47.867	52.45	/
			1		1	DB31 199-2018 2	2.283	/	/
			1		16	DB31 199-2018 2	13.087	/	/
			1		ND	DB31 199-2018 2	0.632	/	/
	LAS		1		2.66	DB31 199-2018 2	0.043	/	/
			17		0.2	GB21900-2008	0.071	3.442	/
			15		ND	GB21900-2008	0	/	/
			6		2.2		0.883	2.533	/

						DB31_933-2015			
			15		ND	DB31_933-2015	0	/	/
			1		ND	( ) DB311025-2016	0	/	/
			1		1.21	GB31572-2015)	0.016	/	/

- 1 8400H
- 2 8400H
- 3
- 4

( )

pH CODr SS

GB8978-1996

DB33/887-2013

DB33/2260-2020  
GB8978-1996

1

CODr

DB33/887-2013

pH CODr

GB8978-1996

DB33/887-2013

pH CODr SS

GB8978-1996

31.0% 32.4%

pH CODr

1

2776

2

806

CNC

F1 F2 F3

F5

CNC

F1 F2

F3

GB16297-1996

25

F3 F5 F6

GB16297-1996

25

F5 F9

GB31572-2015

5

25

F5

GB21900-2008

5

25

VOC

GB16297-1996

25

420

GB12348-2008 3

GB12348-2008 4

1

3

2

648m<sup>2</sup> 3 4

5

6

1

2 “ ”

3

4

1

2 “ ”

3

4

B 1 942900t/a 2694t/d

1.2 t/d 22.5% 168700t/a 482t/d

150t/d

2

10%

3

GB12348 2008 3 4

5

10m Gr 1000d 45.309ng/L III

0.05ng/L 100m 100d 1000d III 10m N 1000d

181.237ng/L III 0.05ng/L 200m 100d 1000d

N III

C 1 10%

C C4-C7 100m

33m 12m 80 2

C

C

C

4

3

C

5

6

C

( )

[2016] 91

[2017] 010

[2017] 013

[2018] 91

[2020] 088

[2012] 34

[2014] 479

[2015] 195

[2015] 323

[2018] 170

[2019] 254

[2020] 27

[2012] 544

[2012] 62

[2014] 126

[2018] 187

[2020] 245

91310000575815657F001P

( )

2021 9

330421-2021-105-M

02-310116-2019-048-L

02-310116-2021-022-M

( )

2021 12 2022

--	--	--	--	--	--

<p>( )</p>	<p>2020 11 3</p> <p>89</p> <p>9.66mg/L</p> <p>DB33/877-2013</p> <p>8mg/L</p>		<p>2021 2 4</p> <p>25</p> <p>[2021]3</p>	<p>2021 2</p> <p>3</p>	<p>1</p> <p>2</p> <p>1 3</p> <p>/</p>
------------	--	--	--	------------------------	---------------------------------------

2021

<http://www.cninfo.com.cn>

ÃÖ ÑJAM;ñ“ QÐ (Q•P§ \ Ö z < :;« ¼ œ ( 7 Ê ÿ Úm5•1 %žCtAß5•

Ä<http://www.cninfo.com.cn>

D




			6			
				"		
			"			
			1			
			2	/		
					/	
	;	;		/	2019 07	
			/		11	
					/	
			/			
			/			

			3			
			"			
			"	:		
		1				
		2				
	;	;			2016 03	
			3		11	
			"			
			(1)			
	;					
	;	;				
	;	;				
	;	;				
	;	;				
	;	;	(2)		2016 03	
	;				11	
	;		(3)			
	;		(4)			

			(5)			
			"			
			1			
			2			
				2014 10 15		
			3			
			1			
				2014 10 15		
			2			

			3			
			4			
	;			2010 07 30		





2

“ ”

“ ”

( )

Caldigit Holding(Cayman)

Speedtech (LS-ICT) Co.,Limited

Luxshare-ICT International B.V.

	230
	14
	5
	0

( )			( )	( )	( )		
	89.57						
	47,706.74						

1

						370.89	0.00%	200				2021 04 21	2021 39
						21,871. 71	0.14%	27,500				2021 04 21	2021-0 39

						41,714. 73	0.27%	50,000				2021 10 08	2021 81
				--	--	63,957. 33	--	77,700	--	--	--	--	--

2

3

4

5



LUXSHAR E PRECISION	2020 04 20	510,056	2020 07 20							
LUXSHAR E PRECISION	2021 04 20	9,563.55	2021 06 29							
ICT-LANT O/LUXSH ARE PRECISION	2021 04 20	277,342.95								
LUXSHAR										
					B2					
					B4					
					A2+B2+C2					
					I+B4+C4					
										0.00%

--	--

3

1

		272,472.82	199,119.95	0	0
		272,472.82	199,119.95	0	0

2

863,350		863,350	0

4



1

	11,007,921	0.16%				-4,855,275	-4,855,275	6,152,646	0.09%
1									
2									
3	2,851,808	0.04%				-2,755,786	-2,755,786	96,022	0.00%
	2,851,808	0.04%				-2,755,786	-2,755,786	96,022	0.00%
4	8,156,113	0.12%				-2,099,489	-2,099,489	6,056,624	0.09%
	8,156,113	0.12%				-2,099,489	-2,099,489	6,056,624	0.09%
	7,006,825,870	99.84%				58,344,248	58,344,248	7,065,170,118	99.91%
1	7,006,825,870	99.84%				58,344,248	58,344,248	7,065,170,118	99.91%
2									
3									
4									
	7,017,833,791	100.00%				53,488,973	53,488,973	7,071,322,764	100.00%

			2020 7 7	2021 4 21		2019	
				2020-049		2019	
			1,291,186				
2	2020	12	2				2018
				2020 12 22	2021 9 24	2018	
				2020-108		2018	
			13,854,690				
3	2021	1	22				2019
				2021 2 8	2021 11 26	2019	
					2021-021	2019	
			4,109,496				
4	2021	7	2				2019
				2021 7 15	2022 4 21	2019	
					2021-069	2019	
			14,627,322				
5	2021	12	3				2018
				2021 12 10	2022 9 23	2018	
				2021-102		2018	
19,597,470							
6	2020	11	3	3,000.00			128136
				2021 5 10	2026 11 2	8,809	
1							
2							
3							
4							
5							
1	2019				2020 7 7	2021 4 21	
2	2018				2020 12 22	2021 9 24	
3	2019				2021 2 8	2021 11 26	
4	2019				2021 7 15	2022 4 21	
5	2018				2021 12 10	2022 9 23	

2

	912,578	0	912,578	0		2021 11 25 6
	1,571,664	0	1,571,664	0		2021 11 25 6
	367,566	0	367,566	0		2021 11 25 6
	582,529	0	582,529	0		2021 11 25 6
	273,775	225,607	0	499,382		
	6,970,267	0	1,742,567	5,227,700		
	329,542	0	0	329,542		
	0	96,022	0	96,022		
	11,007,921	321,629	5,176,904	6,152,646	--	--

1

2

1

2019

2018

2019

2019

2018

53,480,164  
 2 2020 11 3 3,000.00 128136  
 2021 5 10 2026 11 2 8,809

3

1

	258,745		326,906		8	0	8	0
		5%			10			
		38.63%	2,731,537, ,636 33	-1387084	0	2,731,537, 636		525,407,503
		8.40%	593,835,7 64 4	10828288	0	593,835,7 64		
		1.19%	84,428,88 8		0	84,428,88 8		
		0.82%	58,041,01 2 2	-3854300	0	58,041,01 2		
		0.75%	53,298,29 9		0	53,298,29 9		
( )		0.56%	39,845,10 5		0	39,845,10 5		
		0.55%	38,656,34 3		0	38,656,34 3		
		0.55%	38,631,78		0	38,631,78		

			8		8		
		0.55%	38,576,831		0	38,576,831	
		0.55%	38,557,184		0	38,557,184	
10 3							
	1 2						
/							
10							
	2,731,537,636						2,731,537,636
	593,835,764						593,835,764
	84,428,888						84,428,888
	58,041,012						58,041,012
	53,298,299						53,298,299
( )	39,845,105						39,845,105
	38,656,343						38,656,343
	38,631,788						38,631,788
	38,576,831						38,576,831
	38,557,184						38,557,184

10 10	10	
10	4	

10

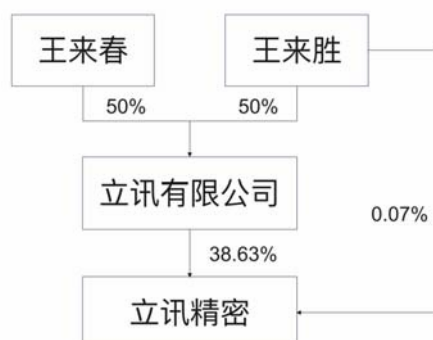
10

10

10

**2**

	/			
		1999 08 27		



4

80%

5

10%

6





2021	21 SCP004	012103825	2021 10 20	2021 10 22	2022 07 19	800,000,000 .00	3.00%		
2021	21 SCP005	012105034	2021 11 16	2021 11 11	2022 02 15	400,000,000 .00	2.53%		
2021	21 SCP006	012105157	2021 11 24	2021 11 25	2022 02 23	400,000,000 .00	2.53%		

2

3

2021		7088			0755-88026159
2021		12			021-61616388
					0755-82550700

2021		2012 3401			
2021		16 7 10			010-88210608
2021		3 1 11 1101 1102 1103			010-62299850
2021		318 33-34			021-63326662
2021		17			010-57896722
2021		168			021-68476774
2021		10 1			010-66635909
2021		2012 3401			0755-82550700
2021		16 7 10			010-88210608
2021		3 1 11 1101 1102 1103			010-62299850
2021		318			021-63326662

		33-34			
2021		17			010-57896722
2021		7088			0755-88026159
2021		2012 3401			0755-82550700
2021		16 7 10			010-88210608
2021		3 1 11 1101 1102 1103			010-62299850
2021		318 33-34			021-63326662
2021		17			010-57896722
2021		22			010-85237515
2021		168			021-68476774
2021		2012			0755-82550700

		3401			
2021		16 7 10			010-88210608
2021		3 1 11 1101 1102 1103			010-62299850
2021		318 33-34			021-63326662
2021		17			010-85237515
2021		218			022-58563383
2021		2012 3401			0755-82550700
2021		16 7 10			010-88210608
2021		3 1 11 1101 1102 1103			010-62299850
2021		318 33-34			021-63326662
2021		17			010-85237515

2021		218			022-58563383
2021		2012 3401			0755-82550700
2021		16 7 10			010-88210608
2021		3 1 11 1101 1102 1103			010-62299850
2021		318 33-34			021-63326662
2021		17			010-85237515

4

2021	800,000,000.00	800,000,000.00	0.00			
2021	900,000,000.00	900,000,000.00	0.00			

2021	500,000,000.00	500,000,000.00	0.00			
2021	800,000,000.00	800,000,000.00	0.00			
2021	400,000,000.00	400,000,000.00	0.00			
2021	400,000,000.00	400,000,000.00	0.00			


5

6

1

1		58.48 /			
2	2018		4,304,601	2019	
	445,471	58.48 /	58.44 /	2021 1 13	
3	2018		5,459,122	2019	
	3,767,011	58.44 /	58.38 /	2021 2 24	
4	2018		2,649,238	2019	

	967,132	58.38 /	58.36 /	2021 3 11		
5	2020			7,035,428,828	10	1.099999
	58.36 /	58.25 /	2021 7 8			
6	2018			1,032,246	2019	
	7,360,758	58.25 /	58.20 /	2021 7 22		
7	2018			374,655	2019	
	3,417,190		16,075	58.20 /	58.18 /	2021 9 6
8	2018			34,828	2019	
	2,501,419		32,328	58.18 /	58.16 /	2021 11 10
9	2018			14,413,326	2019	
	1,112,879		41,598	58.16 /	58.05 /	2021 12 29
10	2018			5,184,144	2019	
	365,642	58.05 /	58.01 /	2021 12 31		
11			58.01 /			



---

	14.59	22.12	-34.04%
EBITDA	21.47	27.74	-22.60%
	100.00%	100.00%	
	100.00%	100.00%	

	2022 04 27
	[2022] ZB10640

2021

2021 12 31

2021

12 31

2021

”

“

“ “ ” ”	1
	2
2021	3
15,394,609.78	4
	5
	6
“	1

” ” 2021 12 31 2, 125, 572, 25 35, 496, 67	“ 2 3 4
--	------------------

2021



	2,161,055,820.73	1,804,485,645.49
	72,309,043,621.73	43,396,046,923.44
	1,464,279,206.63	
	1,125,605,226.03	1,208,540,333.29
	235,976,148.42	138,074,571.56
	5,700,000.00	
	59,000,690.72	47,592,110.24
	34,113,259,322.43	19,761,012,854.95
	3,685,336,499.02	1,596,064,894.58
	425,011,542.28	
	2,222,985,029.31	1,265,161,209.65
	1,397,364,508.87	533,139,532.25
	733,015,722.42	488,087,044.97
	891,215,468.53	355,834,434.21
	1,904,305,181.49	1,223,199,642.61
	48,263,054,546.15	26,616,706,628.31
	120,572,098,167.88	70,012,753,551.75
	11,919,635,337.99	7,577,068,798.49
	41,436.00	
	234,500,590.93	128,572,111.54

	45,416,165,667.67	23,051,557,603.83
	268,506,246.98	152,512,971.36
	2,099,916,381.79	1,397,632,139.23
	616,039,596.28	237,421,491.63
	382,391,106.17	146,162,097.14
	270,079,590.16	278,527,714.63
	3,623,423,072.87	623,257,555.89
	64,830,699,026.84	33,592,712,483.74
	5,025,096,193.09	1,495,199,238.41
	2,805,785,000.04	2,475,423,249.98
	315,093,483.55	
	923,738.96	1,360,598.63
	538,556,944.18	425,345,982.64
	1,272,092,467.86	966,092,212.95
	1,207,763.79	150,019,923.33
	9,958,755,591.47	5,513,441,205.94
	74,789,454,618.31	39,106,153,689.68

	7,050,485,477.00	6,999,768,186.00
	527,358,025.98	527,449,226.56
	2,719,695,281.67	1,890,099,569.60
	-35,801,471.29	-44,717,803.06
	1,018,784.75	
	985,161,506.61	733,067,797.73
	24,040,637,144.00	17,996,149,257.73
	35,288,554,748.72	28,101,816,234.56
	10,494,088,800.85	2,804,783,627.51
	45,782,643,549.57	30,906,599,862.07
	120,572,098,167.88	70,012,753,551.75

2

	2021 12 31	2020 12 31
	999,340,773.61	1,890,655,455.45
	597,571,722.08	2,238,600,282.87
	162,983,735.09	147,912,632.85
	2,901,625,168.21	6,923,152,599.31
	475,784,600.82	295,993,095.73
	635,052,127.84	554,707,729.13
	211,543,626.19	11,543,626.19
	278,795,156.21	151,961,355.37

	1,025,701,494.05	143,001,991.83
	7,076,854,777.91	12,345,985,142.54
	371,512,328.76	
	21,334,608,802.17	13,603,581,726.93
	231,075,109.79	704,349,663.13
	572,768,124.91	
	154,033,992.55	142,429,101.80
	16,062,240.56	5,938,197.42
	66,189,643.97	
	71,279,533.82	52,410,346.09
	53,174,339.31	53,174,339.31
		727,403.48
	9,473,895.76	7,715,791.60
	41,620,656.64	164,700.00
	22,921,798,668.24	14,570,491,269.76
	29,998,653,446.15	26,916,476,412.30
	1,892,374,226.82	1,038,298,216.05
	1,876,085,509.12	918,494,979.38
	1,683,682,881.16	6,005,518,269.37
	2,776,607.46	28,872,712.52
	19,543,803.49	10,262,304.62
	5,588,631.90	21,244,602.02

	2,373,609.44	1,565,708.61
	50,896,248.67	20,029,777.78
	1,607,362,301.65	512,468,730.41
	7,140,683,819.71	8,556,755,300.76
	1,845,854,168.50	180,268,000.00
	2,581,553,066.25	2,475,423,249.98
	54,189,902.44	
	9,162,818.02	8,397,770.66
	34,451,813.60	19,714,831.53
	4,525,211,768.81	2,683,803,852.17
	11,665,895,588.52	11,240,559,152.93
	7,050,485,477.00	6,999,768,186.00
	527,358,025.98	527,449,226.56
	3,080,149,716.35	2,303,197,437.38
	162,951,644.67	80,735,015.01
	985,161,506.61	733,067,797.73
	6,526,651,487.02	5,031,699,596.69
	18,332,757,857.63	15,675,917,259.37
	29,998,653,446.15	26,916,476,412.30

3

	2021	2020
	153,946,097,790.40	92,501,259,211.54
	153,946,097,790.40	92,501,259,211.54
	146,970,931,574.11	85,611,417,151.82
	135,048,336,292.88	75,770,007,049.58
	193,812,057.14	250,775,738.81
	789,908,163.80	477,047,875.58
	3,741,908,783.50	2,463,953,208.63
	6,642,300,402.74	5,744,805,136.33
	554,665,874.05	904,828,142.89
	656,411,767.86	394,589,818.16
	361,773,700.27	144,116,091.77
	853,542,165.37	450,748,795.89
“ ”	689,386,649.74	648,357,066.36
	29,737,321.95	24,799,841.42
	-171,521,013.80	
“_”		
“ ”		

“ ”	-115,737,751.66	329,044,852.43
“ ”	-26,875,504.69	-8,590,000.67
“ ”	-162,790,335.12	-139,288,911.05
“ ”	-45,266,592.65	-2,309,694.02
“ ”	8,167,424,847.28	8,167,804,168.66
	21,096,536.60	21,932,288.24
	45,672,434.05	53,956,792.78
“ ”	8,142,848,949.83	8,135,779,664.12
	322,238,643.64	644,764,928.70
“ ”	7,820,610,306.19	7,491,014,735.42
1. “ ”	7,820,610,306.19	7,491,014,735.42
2. “ ”		
1.	7,070,520,386.57	7,225,462,752.58
2.	750,089,919.62	265,551,982.84
	-23,685,660.51	-214,366,575.46
	8,916,331.77	-210,319,955.80
	81,705,917.80	-44,824,020.81
1.		
2.		
3.	81,705,917.80	-44,824,020.81
4.		
5.		
	-72,789,586.03	-165,495,934.99

1.		
2.		
3.		
4.		
5.		
6.	-72,789,586.03	-165,495,934.99
7.		
	-32,601,992.28	-4,046,619.66
	7,796,924,645.68	7,276,648,159.96
	7,079,436,718.34	7,015,142,796.78
	717,487,927.34	261,505,363.18
	1.01	1.03
	0.99	1.01

## 4

	2021	2020
	9,280,144,923.02	11,565,103,529.27
	8,565,181,794.19	10,781,197,082.67
	6,084,601.77	18,261,507.97
	24,117,122.95	35,063,571.34
	162,180,125.16	56,228,389.80
	320,362,046.32	378,120,159.26
	227,705,129.43	96,281,059.07
	264,763,187.06	75,305,134.45

	55,788,891.39	16,540,879.08
	278,899,119.07	79,872,863.79
“ ”	2,268,732,708.25	3,409,929,279.99
	-4,411,361.63	452,498.12
“_”	-41,003,477.92	
“ ”		
“ ”	2,187,784.65	35,468,629.87
“_”	-1,373,983.35	-1,815,106.23
“_”	-3,339,894.30	146,637.49
“_”	15,567.99	93,414.42
“ ”	2,519,635,405.51	3,723,647,478.49
	299,873.15	36,922.70
	528,129.00	2,523,203.41
“ ”	2,519,407,149.66	3,721,161,197.78
	-1,529,939.13	13,833,532.26
“ ”	2,520,937,088.79	3,707,327,665.52
“ ”	2,520,937,088.79	3,707,327,665.52
“ ”		
	82,216,629.66	-44,873,885.23
	82,216,629.66	-44,873,885.23
1.		
2.		
3.	82,216,629.66	-44,873,885.23

3.		
4.		
5.		
6.		
7.		
	2,603,153,718.45	3,662,453,780.29

	7,258,087,295.46	3,100,093,905.89
	2,646,521,521.99	1,178,580,038.87
	152,974,773,173.48	101,344,544,382.43
	125,194,510,007.35	78,908,490,079.24
	16,468,591,642.75	11,976,189,826.48
	1,635,898,950.98	1,462,211,616.65
	2,391,005,655.40	2,124,441,374.01
	145,690,006,256.48	94,471,332,896.38
	7,284,766,917.00	6,873,211,486.05
	53,300,796,496.89	55,479,505,473.33
	777,579,552.30	487,104,548.83
	343,357,620.39	105,209,975.47
	16,418,213.71	62,681,623.24
	4,665,590,364.12	
	59,103,742,247.41	56,134,501,620.87
	12,567,222,230.86	7,502,140,356.20
	54,495,943,096.22	57,696,197,909.00
	17,100,080.22	83,897,533.75
	403,138,825.89	

	67,483,404,233.19	65,282,235,798.95
	-8,379,661,985.78	-9,147,734,178.08
	2,387,352,799.19	1,610,278,326.76
	1,800,900,000.00	1,091,126,000.00
	35,452,570,746.25	25,747,304,566.98
	4,705,930,595.98	4,485,600,000.00
	42,545,854,141.42	31,843,182,893.74
	38,074,504,796.63	23,976,420,698.67
	1,399,755,112.12	1,065,757,282.54
		12,150,000.00
	3,461,522,325.75	14,511,270.50
	42,935,782,234.50	25,056,689,251.71
	-389,928,093.08	6,786,493,642.03
	-58,444,561.40	-194,506,422.92
	-1,543,267,723.26	4,317,464,527.08
	10,464,804,451.34	6,147,339,924.26
	8,921,536,728.08	10,464,804,451.34

## 6

	2021	2020
	14,258,035,135.82	7,317,370,785.47
	295,360,510.43	138,658,293.85
	10,782,694,066.14	1,643,814,995.33
	25,336,089,712.39	9,099,844,074.65
	14,298,865,162.82	8,120,664,222.33
	177,817,539.81	135,105,794.86
	29,081,311.32	105,195,119.59

	9,840,822,402.98	1,963,131,078.26
	24,346,586,416.93	10,324,096,215.04
	989,503,295.46	-1,224,252,140.39
	11,776,296,929.96	13,929,048,580.41
	2,106,637,671.03	3,416,407,362.80
	7,640,613.84	27,330,856.05
		63,942,000.00
	13,890,575,214.83	17,436,728,799.26
	146,496,738.96	125,735,695.16
	18,393,225,472.38	19,459,676,016.32
	18,539,722,211.34	19,585,411,711.48
	-4,649,146,996.51	-2,148,682,912.22
	586,452,799.19	527,162,579.34
	4,416,265,430.62	1,543,324,080.00
	4,471,016,039.08	4,485,600,000.00
	9,473,734,268.89	6,556,086,659.34
	2,688,298,719.66	1,882,450,000.00
	958,024,940.64	662,016,221.81
	3,384,213,580.92	11,364,675.69
	7,030,537,241.22	2,555,830,897.50
	2,443,197,027.67	4,000,255,761.84
	16,346,991.54	-7,911,773.68
	-1,200,099,681.84	619,408,935.55
	1,880,655,455.45	1,261,246,519.90
	680,555,773.61	1,880,655,455.45


	28,101		

	34.56		
	0.00		0.00
	0.00		0.00
S	D	0	5 0
		0.00	0.00

3					240,700,708.77								240,700,708.77	1,671,462.93	242,372,171.70
4					52,643,433.10								52,643,433.10	5,169,245.783.07	5,221,889.216.17
	0.00	0.00	0.00	0.00	0.00	0.00	0.00	0.00	252,093,708.88	0.00	-1,026,032,500.30		-773,938,791.42	0.00	-773,938,791.42
1									252,093,708.88		-252,093,708.88		0.00		0.00
2													0.00		0.00
3											-773,891,489.58		-773,891,489.58		-773,891,489.58
4											-47,301.84		-47,301.84		-47,301.84
	0.00	0.00	0.00	0.00	0.00	0.00	0.00	0.00	0.00	0.00	0.00		0.00	0.00	0.00
1													0.00		0.00
2													0.00		0.00
3													0.00		0.00
4													0.00		0.00
5													0.00		0.00
6													0.00		0.00
	0.00	0.00	0.00	0.00	0.00	0.00	0.00	1,018,784.75	0.00	0.00	0.00		1,018,784.75	0.00	1,018,784.75
1								1,018,784.75					1,018,784.75		1,018,784.75

2													0.00		0.00
													0.00		0.00
	7,050			527,3	2,719,		-35,80	1,018,	985,16		24,040		35,288	10,494	45,782
	,485,	0.00	0.00	58,02	695,28	0.00	1,471.	784.75	1,506.	0.00	,637,1		,554,7	,088,8	,643,5
	477.0			5.98	1.67		29		61		44.00		48.72	00.85	49.57
	0														

	2020														
	5,349			2,654,	165,60		362,33		11,764		20,296	1,453,0	21,749,		
	,001,			692,87	2,152.		5,031.		,987,1		,618,9	84,326.	703,294		
	738.0			4.21	74		18		72.39		68.52	20	.72		
	0														
											0.00		0.00		
											0.00		0.00		
											0.00		0.00		
											0.00		0.00		
	5,349			2,654,	165,60		362,33		11,764		20,296	1,453,0	21,749,		
	,001,	0.00	0.00	692,87	2,152.	0.00	5,031.	0.00	,987,1	0.00	,618,9	84,326.	703,294		
	738.0		0.00	4.21	74		18		72.39		68.52	20	.72		
	0														
	1,650			527,4	-764,5		-210,3		370,73		6,231,	7,805,	1,351,6	9,156,8	
“ ”	,766,	0.00	0.00	49,22	93,304	0.00	19,955	0.00	2,766.	0.00	162,08	197,26	99,301.	96,567.	
	448.0			6.56	.61		.80		55		5.34	6.04	31	35	
	0														
							-187,7				7,225,	7,037,	265,551	7,303,2	
							49,263				462,75	713,48	,982.84	65,472.	
							.28				2.58	9.30		14	
	39,22			527,4	846,94							1,413,	1,099,6	2,513,2	
	3,321	0.00	0.00	49,22	9,822.	0.00	0.00	0.00	0.00	0.00	0.00	622,36	47,318.	69,688.	
	.00			6.56	39							9.95	47	42	

1	39,22 3,321 .00				487,93 9,258. 34							527,16 2,579. 34	1,091,1 26,000. 00	1,618,2 88,579. 34
2				527,4 49,22 6.56								527,44 9,226. 56		527,449 ,226.56
3					347,40 3,580. 73							347,40 3,580. 73	4,517,0 74.25	351,920 ,654.98
4					11,606 ,983.3 2							11,606 ,983.3 2	4,004,2 44.22	15,611, 227.54
	0.00	0.00	0.00	0.00	0.00	0.00	0.00	0.00	370,73 2,766. 55	0.00	-1,015, 517,11 8.21	-644,7 84,351 .66	-13,500 ,000.00	-658,28 4,351.6 6
1									370,73 2,766. 55		-370,7 32,766 .55	0.00		0.00
2												0.00		0.00
3											-644,6 15,942 .06	-644,6 15,942 .06	-13,500 ,000.00	-658,11 5,942.0 6
4											-168,4 09.60	-168,4 09.60		-168,40 9.60
	1,611 ,543, 127.0 0	0.00	0.00	0.00	-1,611, 543,12 7.00	0.00	-22,57 0,692. 52	0.00	0.00	0.00	21,216 ,450.9 7	-1,354, 241.55	0.00	-1,354, 241.55
1	1,611 ,543, 127.0 0				-1,611, 543,12 7.00							0.00		0.00
2												0.00		0.00
3												0.00		0.00
4												0.00		0.00

5							-22,570,692.52					21,216,450.97		-1,354,241.55	-1,354,241.55
6														0.00	0.00
	0.00	0.00	0.00	0.00	0.00	0.00	0.00	0.00	0.00	0.00	0.00	0.00	0.00	0.00	0.00
1														0.00	0.00
2														0.00	0.00
														0.00	0.00
	6,999,768,186.00	0.00	0.00	527,449,226.56	1,890,099,569.60		-44,717,803.06	0.00	733,067,797.73	0.00	17,996,149,257.73		28,101,816,234.56	2,804,783,627.51	30,906,599,862.07

8

	2021														
	6,999,768,186.00	0.00	0.00	527,449,226.56	2,303,197,437.38	0.00	80,735.015.01	0.00	733,067,797.73	5,031,699,596.69				15,675,917,259.37	
														0.00	
														0.00	
														0.00	
	6,999,768,186.00	0.00	0.00	527,449,226.56	2,303,197,437.38	0.00	80,735.015.01	0.00	733,067,797.73	5,031,699,596.69				15,675,917,259.37	
“ ”	50,717,291.00	0.00	0.00	-91,200.58	776,952,278.97	0.00	82,216.629.66	0.00	252,093,708.88	1,494,951,890.33				2,656,840,598.26	
							82,216.629.66			2,520,937,088.79				2,603,153,718.45	



1												0.00
2												0.00
												0.00
	7,050,485,477.00	0.00	0.00	527,358,025.98	3,080,149,716.35	0.00	162,951,644.67	0.00	985,161,506.61	6,526,651,487.02		18,332,757,857.63

	2020											
	5,349,001,738.00				3,070,397,725.31		125,608,900.24		362,335,031.18	2,318,504,188.81		11,225,847,583.54
												0.00
												0.00
												0.00
	5,349,001,738.00	0.00	0.00	0.00	3,070,397,725.31	0.00	125,608,900.24	0.00	362,335,031.18	2,318,504,188.81		11,225,847,583.54
“ ”	1,650,766,448.00	0.00	0.00	527,449,226.56	-767,200,287.93	0.00	-44,873,885.23	0.00	370,732,766.55	2,713,195,407.88		4,450,069,675.83
							-22,303,192.71			3,707,327,665.52		3,685,024,472.81
	39,223,321.00	0.00	0.00	527,449,226.56	844,342,839.07	0.00	0.00	0.00	0.00	0.00		1,411,015,386.63
1	39,223,321.00				487,939,258.34							527,162,579.34
2				527,449,226.56								527,449,226.56
3					347,403,580.73							347,403,580.73

4					9,000,000.00							9,000,000.00
	0.00	0.00	0.00	0.00	0.00	0.00	0.00	0.00	370,732,766.55	-1,015,348,708.61		-644,615,942.06
1									370,732,766.55	-370,732,766.55		0.00
2										-644,615,942.06		-644,615,942.06
3												0.00
	1,611,543,127.00	0.00	0.00	0.00	-1,611,543,127.00	0.00	-22,570,692.52	0.00	0.00	21,216,450.97		-1,354,241.55
1	1,611,543,127.00				-1,611,543,127.00							0.00
2												0.00
3												0.00
4												0.00
5							-22,570,692.52			21,216,450.97		-1,354,241.55
6												0.00
	0.00	0.00	0.00	0.00	0.00	0.00	0.00	0.00	0.00	0.00		0.00
1												0.00
2												0.00
												0.00
	6,999,768,186.00	0.00	0.00	527,449,226.56	2,303,197,437.38	0.00	80,735,015.01	0.00	733,067,797.73	5,031,699,596.69		15,675,917,259.37

1.

“ ” “ ” 2009 2  
“ ”

91440300760482233Q 2010 9

2021 12 31

7,050,485,477.00

7,050,485,477.00

A 2

313

2022 4 27

“ ”

“ ”

1

——

“ ”

15 ——

2

12

1

2021 12 31

2021

2

1 1 12 31

3

12

4

5

6

1.

2

1

2

3

4

7

1  
2  
3  
4  
5

“ ”

8

9

1.

1

2

”

“

10

1.

1

2

3

**2**

1

2

3

4

5



5

6

12

30

14 — (2017)

11

10

12

10

13

10

14

10

15

1.

2

3

4

5

16

1.

2

“

”

**17**

- 
- 
- 

- 1
- 2

**18**

- 1
- 2

**19**

10

**20**

21

22

1.

2

1

2

3

1

2

“ ”

3

23

24

1

1

2

2

		20	1 10	4.50-5
		3-10	1 10	9-33
		5-10	10	9-18
		3-5	1 10	18-33
		3	10	30
		3-5	1 10	18-33
		3-10	1 10	10-33
		3-10	1 10	10-33

3

1

2

3

4

5

4

25

26

1.

2

1

2

3

3

3

4

27

28

29

42“ ”

30

1

1.

1

2

2

	3-10			
	50			
	10			
	10			

3

2

1.

2.

(1)

(2)

(3)

(4)

(5)

31

32


33

34

1

2

1

/

2

3

4

35

.

.

1)

12

2)

3)

4)

5)

“

”

6)

2021 1 1

36

1

2

3

•

•

**37**

**1.**

**2**

**38**

**39**

**1.**

- 
- 
- 

- 
- 
- 
- 
- 

**2**

1

2

**40**

**1.**

2

3

1

2

41

/

(

•  
•

( )

•  
•

42

1

3

2

3

3

2021 1 1



2

1

2

“ ”

.  
. .  
. .  
. .

”

“

3

“ ”

1

“ ”

2

“2

”

“ ”

2021 1 1

1.

1

2

2

1

2

43

44

1

1	21	—			
2018					

2018

21 —

“ ”

2021

1 1

.

.

.

			2021 1 1	
1			-4,726,316.41	
			149,189,002.32	1,693,632.15
			144,462,685.91	1,693,632.15

2  
2021 2 2

14

14

2021 1 1

PPP

14

“ ” “ ” PPP 2020 12 31

PPP

14

2020 12 31

3

2020 6 19 < > 2020 10

2021 5 26 < >

2021 9 2021 5 26

“ ” “ ” 2022 6 30 “ ” 2021 6 30

1

2021 1

4

15

2021 12 30 15 2021 35 “

15 ” “ ”

15

2

3 2021

	2020 12 31	2021 01 01	
	10,528,245,765.93	10,528,245,765.93	
	3,160,064,470.41	3,160,064,470.41	
	261,208,601.50	261,208,601.50	
	13,839,155,340.47	13,839,155,340.47	
	183,886,937.70	179,160,621.29	-4,726,316.41
	407,990,780.79	407,990,780.79	
	13,211,009,381.15	13,211,009,381.15	

---

	$6 \times 1,80$	$4,6 \times 1$	158
			$1,80$
			$1,80$

¼ 1

	152,512,971.36	152,512,971.36	
	1,397,632,139.23	1,397,632,139.23	
	237,421,491.63	237,421,491.63	
	146,162,097.14	146,162,097.14	
	278,527,714.63	278,527,714.63	
	623,257,555.89	623,257,555.89	
	33,592,712,483.74	33,592,712,483.74	
	1,495,199,238.41	1,495,199,238.41	
	2,475,423,249.98	2,475,423,249.98	
		144,462,685.91	144,462,685.91
	1,360,598.63	1,360,598.63	
	425,345,982.64	425,345,982.64	
	966,092,212.95	966,092,212.95	
	150,019,923.33	150,019,923.33	
	5,513,441,205.94	5,657,903,891.85	144,462,685.91
	39,106,153,689.68	39,250,616,375.59	144,462,685.91
	6,999,768,186.00	6,999,768,186.00	

	527,449,226.56	527,449,226.56	
	1,890,099,569.60	1,890,099,569.60	
	-44,717,803.06	-44,717,803.06	
	733,067,797.73	733,067,797.73	
	17,996,149,257.73	17,996,149,257.73	
	28,101,816,234.56	28,101,816,234.56	
	2,804,783,627.51	2,804,783,627.51	
	30,906,599,862.07	30,906,599,862.07	
	70,012,753,551.75	70,157,216,237.66	144,462,685.91

2021 1 1

	2020 12 31	2021 01 01	
	1,890,655,455.45	1,890,655,455.45	
	2,238,600,282.87	2,238,600,282.87	
	147,912,632.85	147,912,632.85	
	6,923,152,599.31	6,923,152,599.31	
	295,993,095.73	295,993,095.73	
	554,707,729.13	554,707,729.13	
	11,543,626.19	11,543,626.19	
	151,961,355.37	151,961,355.37	

	143,001,991.83	143,001,991.83	
	12,345,985,142.54	12,345,985,142.54	
	13,603,581,726.93	13,603,581,726.93	
	704,349,663.13	704,349,663.13	
	142,429,101.80	142,429,101.80	
	5,938,197.42	5,938,197.42	
		1,693,632.15	1,693,632.15
	52,410,346.09	52,410,346.09	
	53,174,339.31	53,174,339.31	
	727,403.48	727,403.48	
	7,715,791.60	7,715,791.60	
	164,700.00	164,700.00	
	14,570,491,269.76	14,572,184,901.91	1,693,632.15
	26,916,476,412.30	26,918,170,044.45	1,693,632.15
	1,038,298,216.05	1,038,298,216.05	
	918,494,979.38	918,494,979.38	
	6,005,518,269.37	6,005,518,269.37	
	28,872,712.52	28,872,712.52	
	10,262,304.62	10,262,304.62	
	21,244,602.02	21,244,602.02	

	1,565,708.61	1,565,708.61	
	20,029,777.78	20,029,777.78	
	512,468,730.41	512,468,730.41	
	8,556,755,300.76	8,556,755,300.76	
	180,268,000.00	180,268,000.00	
	2,475,423,249.98	2,475,423,249.98	
		1,693,632.15	1,693,632.15
	8,397,770.66	8,397,770.66	
	19,714,831.53	19,714,831.53	
	2,683,803,852.17	2,685,497,484.32	1,693,632.15
	11,240,559,152.93	11,242,252,785.08	1,693,632.15
	6,999,768,186.00	6,999,768,186.00	
	527,449,226.56	527,449,226.56	
	2,303,197,437.38	2,303,197,437.38	
	80,735,015.01	80,735,015.01	
	733,067,797.73	733,067,797.73	
	5,031,699,596.69	5,031,699,596.69	
	15,675,917,259.37	15,675,917,259.37	

	26,916,476,412.30	26,918,170,044.45	1,693,632.15
--	-------------------	-------------------	--------------

2021 1 1

**4 2021**

45

1

		13% 9% 6% 5% 3% 0%
		7% 5%
		25% 20% 19% 17% 16.5% 15% 0%

	15
	15
( )	15
	15
	15
	15
	15
	15
	15
	15
	15
	15
	15
	15

	15
	15
	15
	15
	15
	15
	15
	15
	15
	15
	15
	15
	15
	1
	16.5
	20
ICT-LANTO LIMITED(HK)	1
( )	1
	1
LUXSHAREICT	2
	1
	1
	1
	20
	25
	25
LuxshareICT,inc(	3
	19
Suk kunststofftechnik GmbH	15
Korea LuxshareICT Co., Ltd	4
	15
	20
)	20
(	20
Caseteck Singapore PTE. LTD.,	17



11

“ ” 2019 9 9  
GR201934001733

22 “ ” 2020 12 1

GR202033001987

2021 15%

23 “ ” 2020 12 11

GR202044204060

2021 15%

24 “ ”

2021 1 1

2030 12 31 15%

2021 15%

25 “ ” 2021 9 18

GR202134004975

2021

15%

### 3

1

( ) ICT-LANTO

LIMITED(HK)

2 LUXSHAREICT

1

800

800

15%

23.2%

10.3%

3 LuxshareICT,inc(

	21%
	8.84%

4 Korea LuxshareICT Co., Ltd

2	10%	10%
2 ~200	20%	
200 ~3,000	22%	
3000	25%	

1

	323,716.04	9,919,560.76
	8,921,213,012.04	10,454,884,890.58
	5,283,081,458.35	63,441,314.59
	14,204,618,186.43	10,528,245,765.93
	2,906,518,266.72	3,867,118,934.25

9,647,499.97

	3,080,883,997.37	10,678,394.18
	5,079,240.43	13,933,745.95
	2,515,972.33	21,291,516.86
	2,194,602,248.22	17,537,657.60
	5,283,081,458.35	63,441,314.59

2

	2,107,118,105.04	3,160,064,470.41
	115,918,643.05	305,388,419.95
	1,991,199,461.99	2,854,676,050.46
	2,107,118,105.04	3,160,064,470.41

3

--	--	--

4

1

	137,325,482.78	251,899,317.40
	170,511,151.86	9,309,284.10
	307,836,634.64	261,208,601.50

	307,839,882.42	100.00%	3,247.78	0.00%	307,836,634.64	261,208,601.50	100.00%	0.00	0.00%	261,208,601.50
	137,325,482.78	44.61%	0.00	0.00%	137,325,482.78	251,899,317.40	96.44%	0.00	0.00%	251,899,317.40
	170,511,399.64	55.39%	3,247.78	0.00%	170,511,399.64	9,309,284.10	3.56%	0.00	0.00%	9,309,284.10
	307,839,882.42	100.00%	3,247.78	0.00%	307,836,634.64	261,208,601.50	100.00%	0.00	0.00%	261,208,601.50

--	--	--	--

--	--	--

2


3

	51,933,961.58
	51,933,961.58

4

	478,321,177.81	
	478,321,177.81	

5

--	--

6

--	--

--	--	--	--	--	--

5

1

	39,549,7 91.95	0.12%	39,549,7 91.95	100.00%	0.00	37,656,32 1.38	0.27%	37,527,22 1.68	99.66%	129,099.70
	31,677,4 13,509.7 8	99.88%	54,227,5 63.53	0.17%	31,623,18 5,946.25	13,862,65 2,924.95	99.73%	23,626,68 4.18	0.17%	13,839,026, 240.77
	31,677,4 13,509.7 8	99.88%	54,227,5 63.53	0.17%	31,623,18 5,946.25	13,862,65 2,924.95	99.73%	23,626,68 4.18	0.17%	13,839,026, 240.77
	31,716,9 63,301.7 3	100.00%	93,777,3 55.48	0.30%	31,623,18 5,946.25	13,900,30 9,246.33	100.00%	61,153,90 5.86	0.44%	13,839,155, 340.47

1	30,988,680.56	30,988,680.56	100.00%
2	3,884,072.10	3,884,072.10	100.00%
3	4,290,486.28	4,290,486.28	100.00%
4	241,403.36	241,403.36	100.00%
5	145,149.65	145,149.65	100.00%
	39,549,791.95	39,549,791.95	--

		31,337,853,591.16	16,204,622.15	0.05%
1	60	274,521,348.60	13,726,067.48	5.00%
61	120	34,491,417.46	10,347,425.22	30.00%
121	180	22,644,836.94	9,057,934.76	40.00%
181	365	5,783,173.47	2,891,586.76	50.00%
1	2	1,192,149.88	1,072,934.89	90.00%
2		926,992.27	926,992.27	100.00%
		31,677,413,509.78	54,227,563.53	--

10



1	1	31,679,730,003.56
1	2	1,192,149.88
2	3	2,377,074.00
3		33,664,074.29
3	4	2,675,393.73
4	5	30,988,680.56
		31,716,963,301.73

2

	61,153,905.86	24,825,699.05			7,797,750.57	93,777,355.48
	61,153,905.86	24,825,699.05			7,797,750.57	93,777,355.48

--	--	--	--	--

3

--	--

--	--	--	--	--	--

4

1	17,873,506,938.34	56.35%	8,936,753.47
2	1,811,368,107.96	5.71%	905,684.05
3	1,683,558,136.61	5.31%	841,779.07
4	1,049,864,564.03	3.31%	524,932.28
5	837,357,956.82	2.64%	418,678.98
	23,255,655,703.76	73.32%	

5

6

1	14,077,187,202.39	-30,110,522.87
	14,077,187,202.39	-30,110,522.87

2021

2021 12 31

14,077,187,202.39

6

--	--	--

7

1

1	402,980,282.50	99.25%	177,457,391.32	99.05%
1 2	2,296,128.67	0.57%	1,264,401.36	0.70%
2 3	531,677.00	0.13%	172,178.32	0.10%
3	208,404.44	0.05%	266,650.29	0.15%
	406,016,492.61	--	179,160,621.29	--

1

2

		(%)
1	58,847,535.86	14.49
2	42,715,596.30	10.52
3	28,873,956.48	7.11
4	27,066,174.78	6.67
5	26,857,636.25	6.61
	184,360,899.67	45.40

8

	598,456,702.88	407,990,780.79
	598,456,702.88	407,990,780.79

1

1

--	--	--

2

--	--	--	--	--

3

2

1

( )		
-----	--	--

2

1

( )				
-----	--	--	--	--

3

3

1

	731,313.00	2,150,958.86
	137,059,171.76	82,843,142.41
	187,123,564.48	52,519,780.76
	56,222,486.93	61,811,236.98
	1,727,939.28	15,068,375.17
	59,200,000.00	
	160,733,783.92	195,784,468.71
	602,798,259.37	410,177,962.89

2

	12	( )	( )	
2021 1 1	2,187,182.10			2,187,182.10
2021 1 1	—	—	—	—
	2,250,179.37			2,250,179.37
	203,621.51			203,621.51
	107,816.53			107,816.53
2021 12 31	4,341,556.49			4,341,556.49

1 1		602,154,849.94
1 2		23,540.43
2 3		467,449.00
3		152,420.00

5	152,420.00
	602,798,259.37

3

	2,187,182.10	2,250,179.37	203,621.51	0.00	107,816.53	4,341,556.49
	2,187,182.10	2,250,179.37	203,621.51	0.00	107,816.53	4,341,556.49

--	--	--

4

--	--

--	--	--	--	--	--

5

1		187,123,564.48		31.04%	935,617.82
2		142,500,000.00		23.64%	712,500.00
3		59,200,000.00		9.82%	296,000.00
4		32,716,869.40		5.43%	163,584.35

6

--	--	--	--	--

7

8

9

1

	6,531,836,331.00	161,394,242.96	6,370,442,088.04	3,139,313,968.65	30,816,233.39	3,108,497,735.26
	3,386,085,829.05	50,039,777.32	3,336,046,051.73	2,047,580,192.49	31,348,190.65	2,016,232,001.84
	10,741,507,248.2 3	139,411,084.80	10,602,096,163.4 3	8,023,281,968.11	67,217,791.93	7,956,064,176.18
	215,566,686.58	116,734.00	215,449,952.58	57,309,755.00	2,374.56	57,307,380.44
	78,396,684.90	243,458.90	78,153,226.00	29,388,057.62	160,985.17	29,227,072.45
	241,533,661.04		241,533,661.04	42,757,516.88		42,757,516.88
	60,796,035.94	3,761,445.61	57,034,590.33	923,498.10		923,498.10
	21,255,722,476.7 4	354,966,743.59	20,900,755,733.1 5	13,340,554,956.8 5	129,545,575.70	13,211,009,381.1 5

2

	30,816,233.39	86,466,854.63	152,728,576.57	107,883,862.28	733,559.35	161,394,242.96
	31,348,190.65	19,900,825.95	5,619,959.52	6,353,938.25	475,260.55	50,039,777.32
	67,217,791.93	50,877,290.59	282,273,365.01	260,129,781.13	827,581.60	139,411,084.80
	2,374.56	120,251.95		5,892.51		116,734.00
	160,985.17	82,473.73	1,672,570.07	1,672,570.07		243,458.90
		1,444,894.26	11,146,722.09	8,830,170.74		3,761,445.61
	129,545,575.70	158,892,591.11	453,441,193.26	384,876,214.98	2,036,401.50	354,966,743.59

3

4

10







			/	

11

12

--	--	--

/


13

	2,049,189,830.82	1,540,111,512.16
	108,461,037.04	257,446,420.71
	3,404,952.87	6,927,712.62
	2,161,055,820.73	1,804,485,645.49

14

	1,403,057,083.33		1,403,057,083.33		
	61,222,123.30		61,222,123.30		
	1,464,279,206.63		1,464,279,206.63		


	12	( )	( )	

2021 1 1	—	—	—	—
----------	---	---	---	---

15

--	--	--	--	--	--	--	--	--


	12	( )	( )	
2021 1 1	—	—	—	—

16

1


	12			

		( )	( )	
2021	1 1	—	—	—

2

3

17

	( )								( )	
	86,236,93 9.01		27,672,43 4.30	351,380.9 6		-7,238,92 1.00		-801,598. 00	106,220,2 35.27	
			-168,137. 85	168,831.7 3				-693.88		
	86,236,93 9.01		-168,137. 85	27,841,26 6.03	351,380.9 6		-7,238,92 1.00	-802,291. 88	106,220,2 35.27	
Siliconch	22,663,50 6.55			-394,382. 18					22,269,12 4.37	
	237,597,3 05.22			-4,016,97 9.45					233,580,3 25.77	34,372,60 8.46
Caldigit Holding Limited	59,234,58 0.56					-59,234,5 80.56				
	53,795,91 8.44			-3,934,51 0.48	-24,091.5 8	2,079,272 .75			-424,304. 66	51,492,28 4.47



			182,872.22			
		214,196.57				
		190,911,536.60				
		-280,153.40				
		205,568.60				

**19**

		5,700,000.00
		5,700,000.00

**20****1**

1.	46,852,148.41	13,982,835.02		60,834,983.43
2.	9,161,172.49	4,581,115.13		13,742,287.62
1	2,612,903.29	3,836,878.53		6,449,781.82
2 \				
3	6,548,269.20	744,236.60		7,292,505.80

W

3.		136,794.66		409,791.72
		136,794.66		409,791.72

1 M

**3**



4.	11,048,684, 938.44	314,794,311 .35	23,144,238, 929.33	216,007,405 .03	2,438,172,4 37.02	67,142,443. 48	6,261,280,3 94.74	3,844,865,4 67.78	47,335,186, 327.17
1.	956,382,716 .80	87,077,656. 22	1,926,857,2 12.94	55,540,034. 17	551,124,881 .71	24,092,002. 82	773,123,648 .53	730,494,340 .93	5,104,692,4 94.12
2.	809,962,790 .91	44,930,376. 96	4,770,658,4 83.64	32,000,746. 39	344,766,449 .55	14,631,298. 14	1,562,267,1 45.26	621,246,795 .68	8,200,464,0 86.53
1	476,527,026 .41	35,160,543. 21	2,404,291,9 73.33	32,000,746. 39	344,766,449 .55	7,866,008.8 2	900,343,251 .34	621,246,795 .68	4,822,202,7 94.73
2	333,435,764 .50	9,769,833.7 5	2,366,366,5 10.31			6,765,289.3 2	661,923,893 .92		3,378,261,2 91.80
3.	33,731,526. 87	15,133,239. 52	248,884,994 .67	2,040,574.1 9	55,876,380. 80	3,351,196.8 1	59,054,011. 42	19,273,245. 81	437,345,170 .09
1	33,483,168. 89	11,496,141. 08	246,661,656 .77	1,984,684.7 4	45,526,991. 42	3,113,686.5 4	58,493,166. 50	17,065,234. 25	417,824,730 .19
2		3,927.92	1,200,101.6 5	34,027.55	644,432.20		400,206.50		2,282,695.8 2
3	248,357.98	3,633,170.5 2	1,023,236.2 5	21,861.90	9,704,957.1 8	237,510.27	160,638.42	2,208,011.5 6	17,237,744. 08
4.	1,732,613,9 80.84	116,874,793 .66	6,448,630,7 01.91	85,500,206. 37	840,014,950 .46	35,372,104. 15	2,276,336,7 82.37	1,332,467,8 90.80	12,867,811, 410.56
1.		1,806,681.3 2	43,458,498. 43	31,156.29	2,563,440.1 1	42,534.87	5,084,008.5 7	24,373,349. 76	77,359,669. 35
2.	63,256,923. 55		254,592,907 .72	10,651.74			20,998,644. 91		338,859,127 .92
1			3,887,092.2 7	10,651.74					3,897,744.0 1
2	63,256,923. 55		250,705,815 .45				20,998,644. 91		334,961,383 .91
3.			48,775,955. 68		67,487.84		11,667,224. 46	1,592,535.1 1	62,103,203. 09
1			48,409,234. 98		67,487.84		11,667,224. 46	1,592,535.1 1	61,736,482. 39

2			366,720.70						366,720.70
4.	63,256,923. 55	1,806,681.3 2	249,275,450 .47	41,808.03	2,495,952.2 7	42,534.87	14,415,429. 02	22,780,814. 65	354,115,594 .18
1.	9,252,814,0 34.05	196,112,836 .37	16,446,332, 776.95	130,465,390 .63	1,595,661,5 34.29	31,727,804. 46	3,970,528,1 83.35	2,489,616,7 62.33	34,113,259, 322.43
2.	6,065,248,2 94.54	107,675,220 .23	8,735,373,8 63.52	95,162,348. 61	1,262,393,6 79.71	24,048,664. 89	2,002,316,7 21.54	1,468,794,0 61.91	19,761,012, 854.95

2

--	--	--	--	--	--

3

--	--

4

	9,150,637.64	1
	404,639,526.31	
	129,832,130.87	
	1,265,419.65	
	592,830,470.14	
	65,691,767.40	
	743,471,969.86	
	44,378,742.39	

1



---

	1,082,66	89,543,7		89,543,7		
	5,773.12	91.53		91.53		100.00% 100.00%


23

1

2

24

25


2	5,325,678.85	552,480.36		5,878,159.21
3	2,966,764.65		44,631.18	3,011,395.83
3.	14,030.31	6,257,283.74		6,271,314.05
1		3,396,153.69		3,396,153.69
2				
3	14,030.31	2,861,130.05		2,875,160.36
4.	101,762,094.18	6,761,167.10	44,631.18	108,567,892.46
1.				
2.				
1				
3.				
1				
4.				
1.	420,120,161.73	4,793,986.85	97,393.70	425,011,542.28
2.	147,495,370.17	1,693,632.15		149,189,002.32

26

1

1.	1,178,602,217.69	928,068.13	86,906,922.50	126,554,925.95	42,037,843.00	1,435,029,977.27
2.	871,020,331.52	4,632,385.90	37,393,821.51	167,731,293.03	66,261,416.79	1,147,039,248.75
1	373,045,722.98	4,632,385.90	4,708,582.09	89,630,554.91		472,017,245.88
2						
3	497,974,608.54		32,685,239.42	77,611,225.76	66,261,416.79	674,532,490.51

4				489,512.36		489,512.36
3.	12,385,200.55	422,081.53	9,248,632.67	13,876,275.97	344,557.95	36,276,748.67
1	8,507,623.27	398,726.60	8,665,391.95	13,759,962.53	384.06	31,332,088.41
2				50,570.88		50,570.88
3	3,877,577.28	23,354.93	583,240.72	65,742.56	344,173.89	4,894,089.38
4.	2,037,237,348.66	5,138,372.50	115,052,111.34			

2.	1,091,153,340.14	329,317.52	39,188,268.42	98,219,266.83	36,271,016.74	1,265,161,209.65

2

--	--	--

27


28

1

	42,325,745.85					42,325,745.85
	376,682,429.24					376,682,429.24
	9,564,372.61					9,564,372.61
	53,174,339.31					53,174,339.31
	17,717,209.29					17,717,209.29
	1,730,318.45					1,730,318.45

	26,656,146.69					26,656,146.69
	4,582,880.91					4,582,880.91
Suk kunststofftechnik GmbH	9,552,894.63					9,552,894.63
	8,570,588.06					8,570,588.06
	6,575,713.14					6,575,713.14
	454,304.97					454,304.97
	3,102,735.14			3,102,735.14		
	8,303,254.98					8,303,254.98
	441,595.93					441,595.93
		814,784,800.96				814,784,800.96
		804,455.51				804,455.51
Caldigit Holding(Cayman)		41,765,582.41				41,765,582.41
		9,972,872.88				9,972,872.88
	569,434,529.20	867,327,711.76		3,102,735.14		1,433,659,505.82




	334,568,858.40	63,227,661.81	178,973,738.82	27,259,356.59
	357,420,408.97	65,112,209.21	197,095,777.59	29,564,366.64
	3,434,269,746.64	544,802,910.66	1,093,128,995.53	151,850,386.35
	65,447,863.20	13,089,572.55	27,288,912.60	5,457,782.50
	3,393,924.14	676,806.65	1,773,724.21	354,744.89
	489,494,362.59	87,213,362.00	396,003,023.27	70,194,455.38
	311,751,257.24	75,531,955.67	390,170,003.29	67,974,211.12
	199,941,535.44	41,560,989.98	15,122,457.21	3,179,130.74
	5,196,287,956.62	891,215,468.53	2,299,556,632.52	355,834,434.21

2

	909,128,653.76	171,173,301.23	93,903,990.20	16,054,921.33
	191,890,689.53	28,783,603.43	95,831,927.34	14,374,789.10
	6,009,902,532.36	905,906,182.00	5,363,997,971.61	806,120,054.47
	14,658,934.73	2,198,840.21	15,046,630.73	2,256,994.61
	646,292,642.90	129,258,528.58	342,518,297.34	68,503,659.35
	5,447,475.80	1,089,495.16	4,849,056.41	969,811.28
	677,356.60	135,471.32	682,946.59	136,589.23
	211,399,624.82	33,099,925.45	320,117,316.21	48,017,597.53
	2,261,422.45	447,120.48	51,621,287.35	9,657,796.05
	7,991,659,332.95	1,272,092,467.86	6,288,569,423.78	966,092,212.95

3

		891,215,468.53		355,834,434.21
		1,272,092,467.86		966,092,212.95

**4**

--	--	--

**5**

--	--	--	--

**31**

	1,893,831.96		1,893,831.96	1,212,186.29		1,212,186.29
	2.00		2.00	0.84		0.84
	5,447,475.82		5,447,475.82	4,849,056.41		4,849,056.41
	5,025,743.67		5,025,743.67	6,164,295.36		6,164,295.36
	1,904,305.18		1,904,305.18	1,223,199.64		1,223,199.64
	1.49		1.49	2.61		2.61

**32****1**

	5,928,221,439.02	5,382,006,847.47
	41,391,259.41	80,950,818.66
	64,979,271.97	871,234,184.03
	5,885,043,367.59	1,242,876,948.33
	11,919,635,337.99	7,577,068,798.49

2021 12 31

7,582,473,758.45

2

--	--	--	--	--

33

	41,436.00	
	41,436.00	
	41,436.00	

34

--	--	--

35

	234,500,590.93	128,292,099.33
		280,012.21
	234,500,590.93	128,572,111.54

36

1

--	--	--

	45,255,253,965.04	23,001,670,496.95
	112,098,892.50	48,074,585.64
	38,693,846.52	777,315.18
	10,118,963.61	1,035,206.06
	45,416,165,667.67	23,051,557,603.83

**2**      **1**

	11,928,218.40	
	28,895,641.37	
	6,890,000.00	
	4,931,603.95	
	4,646,017.70	
	5,356,808.96	
	5,820,767.84	
	4,543,578.79	
	73,012,637.01	--

**37**

**1**

--	--	--

**2**      **1**

--	--	--

**38**

	268,506,246.98	152,512,971.36



1	34,443,692.48	906,923,458.42	900,272,413.80	41,094,737.10
2	831,097.12	30,789,530.65	30,302,975.17	1,317,652.60
	35,274,789.60	937,712,989.07	930,575,388.97	42,412,389.70

**40**

		91,182,205.54		51,405,224.41
		289,614,289.13		61,775,887.49
		76,622,641.75		21,229,322.95
		29,252,309.25		39,628,090.50
		23,068,002.63		9,463,498.94
		17,112,381.32		24,409,566.22
		11,090,231.72		15,752,322.98
		4,341,775.20		2,197,387.91
		10,097,139.66		6,904,466.32
		50,292,555.43		
		13,366,064.65		4,655,723.91
		616,039,596.28		237,421,491.63

**41**

		382,391,106.17		146,162,097.14
		382,391,106.17		146,162,097.14

**1**

--	--	--	--

--	--	--	--

2

--	--	--

1

3

1

1	345,015,789.15	144,334,594.60
1-2	17,196,648.52	622,251.94
2-3	14,409,891.93	410,000.00
3	5,768,776.57	795,250.60
	382,391,106.17	146,162,097.14

2

1

--	--	--

42

--	--	--

43

	157,786,550.24	278,527,714.63
	112,293,039.92	
	270,079,590.16	278,527,714.63

44

	1,607,038,444.45	508,715,277.78
		57,000,000.00
	1,971,219,540.97	
	18,605,890.19	17,673,149.75
	21,715,597.38	
	4,843,599.88	39,869,128.36
	3,623,423,072.87	623,257,555.89

	100.00	2020/4/24	270	500,000,000.00	508,715,277.78				508,715,277.78	
	100.00	2021/10/22	270	800,000,000.00		800,000,000.00	4,733,333.34			804,733,333.34
	100.00	2021/11/17	90	400,000,000.00		400,000,000.00	1,265,000.00			401,265,000.00
	100.00	2021/11/25	90	400,000,000.00		400,000,000.00	1,040,111.11			401,040,111.11
	--	--	--	2,100,000,000.00	508,715,277.78	1,600,000,000.00	7,038,444.45		508,715,277.78	1,607,038,444.45

45

1

	1,665,503,349.06	1,878,341.29
	2,252,543,585.32	1,301,034,722.05
	72,759,492.87	
	1,034,289,765.84	192,286,175.07
	5,025,096,193.09	1,495,199,238.41

46

1

	2,805,785,000.04	2,475,423,249.98
	2,805,785,000.04	2,475,423,249.98

2

	3,000,000,000.00	2020/11/3	6	3,000,000,000.00	2,475,423,249.98		3,500,000.00	106,054,677.72	3,000,000.00	-424,861.45	2,581,553,066.25
	230,100,000.00	2021/3/10	3	230,100,000.00		230,100,000.00		-5,868,066.21			224,231,933.79
	--	--	--	3,230,100,000.00	2,475,423,249.98	230,100,000.00	3,500,000.00	100,186,611.51	3,000,000.00	-424,861.45	2,805,785,000.04

3

2020 11 09

2021 5 09      6      1      2021 5 10      2026 11 02      2021 5 10

1

4


47

		336,593,292.75	91
		-21,499,809.20	0.00
		3,483.55	5.91

48

--	--	--	--

1

--	--	--	--

2

--	--	--	--

--	--	--

--	--	--

50

	923,738.96	1,360,598.63	
	923,738.96	1,360,598.63	--

51

	425,345,982.64		86,191,697.83	538,556,944.18	
	425,345,982.64	199,402,659.37	86,191,697.83	538,556,944.18	--

	413,834,324.74	199,402,659.37		85,648,103.23	X		527,588,880.88	
	11,511,657.90							

		19,923.33
		150,000,000.00
	1,207,763.79	
	1,207,763.79	150,019,923.33

53

		+ -					
	6,999,768,186. 00	50,708,482.00			8,809.00	50,717,291.00	7,050,485,477. 00

50,717,291.00  
8,809

7,050,485,477

50,708,482

54

1

2

		527,449,226. 56				91,200.58	527,358,025. 98
		527,449,226. 56				91,200.58	527,358,025. 98

2020 2 19

300,000

11 3


2020 247

6 300,000

“ ” “128136”

2020





, 5





	8,650,043.25	5,752,130.91
	16,189,368.41	2,383,695.21
	1,720,255.18	322,246.46
	141,961,986.71	102,106,936.22
	789,908,163.80	477,047,875.58

## 64

	2,040,701,402.50	1,460,800,684.09
	636,539,244.20	251,028,760.61
	54,750,988.28	62,104,694.48
	103,842,977.48	125,433,880.08
	59,194,407.97	36,346,709.92
	29,058,122.92	26,568,577.76
	187,814,810.66	115,440,868.62
	303,188,844.16	164,759,105.43
	326,817,985.33	221,469,927.64
	3,741,908,783.50	2,463,953,208.63

## 65

	3,240,607,062.66	2,908,511,305.08
	1,372,424,795.60	1,412,859,366.51
	503,901,794.70	427,092,914.15
	553,276,292.48	434,765,917.47
	380,055,319.93	171,099,556.49
	119,031,894.75	73,318,711.87
	81,400,086.54	72,911,702.75
	31,528,985.33	29,788,220.49
	2,078,437.06	4,911,888.67

	61,161,176.98	47,239,062.80
	296,834,556.71	162,306,490.05
	6,642,300,402.74	5,744,805,136.33

**66**

	656,411,767.86	394,589,818.16
	30,548,145.32	
	361,773,700.27	144,116,091.77
	225,950,789.85	614,733,760.74
	34,077,016.61	39,620,655.76
	554,665,874.05	904,828,142.89

**67**

	853,542,165.37	450,748,795.89
	853,542,165.37	450,748,795.89

**68**

	29,737,321.95	24,799,841.42
	581,347.34	1,723,373.00
	706,688,280.62	508,055,516.99
	583,884.90	
	15,975,338.43	
	-171,521,013.80	
	107,341,490.30	113,778,334.95

---

	689,386,649.74	648,357,066.36
--	----------------	----------------

73

	-45,249,998.44	-2,309,694.02
	-16,594.21	
	-45,266,592.65	-2,309,694.02

74

	1,860,909.33	4,109,194.81	1,860,909.33
	1,339,094.50	7,173,590.23	1,339,094.50
	622,245.83		622,245.83
	17,274,286.94	10,649,503.20	17,274,286.94
	21,096,536.60	21,932,288.24	21,096,536.60

									/
--	--	--	--	--	--	--	--	--	---

75

	1,573,490.75	8,826,883.90	1,573,490.75
	19,504,908.68	42,346,561.68	19,504,908.68
	17,481,196.86	368,635.63	17,481,196.86
	7,112,837.76	2,414,711.57	7,112,837.76
	45,672,434.05	53,956,792.78	45,672,434.05

76

1

	607,416,066.01	486,267,875.03
	-285,177,422.37	158,497,053.67
	322,238,643.64	644,764,928.70

2

	8,142,848,949.83
/	1,221,427,342.48
	-339,827,146.62
	8,937,497.60
	22,968,140.94
	-8,107,745.64
	248,819,876.05
	-532,636,196.66
	-310,920,312.23
	-620,631.77
	12,197,819.49
	322,238,643.64

77

57

78

1

--	--	--

	941,612,664.44	620,035,223.62
	83,010,927.51	58,450,087.37
	361,773,700.27	144,116,091.77
	19,499,157.07	14,757,798.01
	1,240,625,072.70	341,220,838.10
	2,646,521,521.99	1,178,580,038.87

**2**

	272,687,431.13	171,690,889.32
	836,627,173.21	812,592,804.46
	983,858,805.26	971,330,641.74
	9,538,603.31	11,610,231.10
	239,332,761.28	70,545,074.10
	34,077,016.62	39,620,655.76
	14,883,864.59	47,051,077.53
	2,391,005,655.40	2,124,441,374.01

**3**

	4,665,590,364.12	
	4,665,590,364.12	

**4**

	371,929,911.39	
	30,000,000.00	
	1,208,914.50	

	403,138,825.89	
--	----------------	--

**5**

	3,799,202,739.72	1,500,000,000.00
	228,949,500.00	2,985,600,000.00
	671,813,299.36	
	5,965,056.90	
	4,705,930,595.98	4,485,600,000.00

**6**

	2,700,000,000.00	
	671,813,299.36	
	82,320,708.73	
	7,388,317.66	14,511,270.50
	3,461,522,325.75	14,511,270.50

**79****1**

1	--	--
	7,820,610,306.19	7,491,014,735.42
	189,665,839.81	147,878,911.72
	4,822,202,794.73	2,212,448,100.25
	105,949,651.47	
	119,810,187.02	66,781,202.42

	246,064,358.16	137,587,798.08
“ ”	45,266,592.65	2,309,694.02
“ ”	18,165,814.18	34,858,852.91
“ ”	115,737,751.66	-329,044,852.43
“ ”	656,411,767.86	394,589,818.16
“ ”	-689,386,649.74	-648,357,066.36
“ ”	-365,926,458.23	-216,359,243.84
“ ”	306,000,254.91	367,907,819.95
“ ”	-5,400,711,336.99	-5,549,633,761.96
“ ”	-13,885,780,461.98	-1,149,269,162.66
“ ”	13,180,686,505.30	3,910,498,640.37
	7,284,766,917.00	6,873,211,486.05
2	--	--
3	--	--
	8,921,536,728.08	10,464,804,451.34
	10,464,804,451.34	6,147,339,924.26
	-1,543,267,723.26	4,317,464,527.08

2

	6,020,000,000.00

	--
	6,000,000,000.00
	20,000,000.00
	4,525,053,713.82
	--
	4,522,153,794.04
	2,899,919.78
	--
	1,494,946,286.18

## 3

	17,500,000.00
	--
	17,500,000.00
	1,081,786.29
	--
	1,081,786.29
	--
	16,418,213.71

## 4

	8,921,536,728.08	10,464,804,451.34
	323,716.04	9,919,560.76
	8,921,213,012.04	10,454,884,890.58
	8,921,536,728.08	10,464,804,451.34

80

“ ”

81

	5,283,081,458.35	
	51,933,961.58	
	1,176,330,347.47	
	777,621,389.62	
	663,680,000.00	
	49,644,035.79	
	5,809,775,702.93	
	13,812,066,895.74	--

82

1

	--	--	3,809,946,844.03
	549,726,199.35	6.3757	3,504,889,329.20
	1,016,405.17	7.2197	7,338,140.43
	18,613.71	0.8176	15,218.57
	148,105,516.38	0.0554	8,207,267.19
	935,408,419.98	0.2302	215,331,018.28
	34,638,767,833.33	0.0003	10,391,630.35
	1,627,507,833.33	0.0054	8,788,542.30
	21,204.00	8.6064	182,490.11
	640,224,387.85	0.0856	54,803,207.60
	--	--	27,826,548,538.48
	4,361,041,363.31	6.3757	27,804,691,420.03

---

	2,156,059.22	7.2197	15,566,100.77
	3,104,794.91	0.0554	172,052.21
	22,936,625.98	0.2302	5,280,011.30
	48,964,833.33	0.0003	14,689.45

	3,797,438.16	6.3757	24,211,326.47
	7,919,377.42	0.0554	438,852.30
	39,028,634.01	0.2302	8,984,391.55
	16,719,194,666.67	0.0003	5,015,758.40
	20,148,111.11	0.0054	108,799.80
	116,589.00	8.6064	1,003,411.57
	66,626.17	0.0856	5,703.20

2

83

84

1

	538,556,944.18		86,191,697.83
	767,350,467.54		767,350,467.54

2

85

1

1

	2021 02 01	6,000,000.00 0.00	51.83%		2021 02 01		49,727,123.0 10.93	1,092,231.63 8.01
Caldigit Holding(Cay man)	2021 01 01	59,570,545.9 7	40.00%		2021 01 01		211,936,482. 41	17,429,974.9 0
	2021 08 01	131,123,350. 23	26.71%		2021 08 01		220,040,667. 42	11,773,116.3 0
	2021 08 01	20,000,000.0 0	70.00%		2021 08 01		19,726,196.3 3	-1,018,429.21

2

		Caldigit Holding(Cayman)		
--	6,000,000,000.00			20,000,000.00
--				
--				
--				
--				
--		59,570,545.97	131,123,350.23	
--				
	6,000,000,000.00	59,570,545.97	131,123,350.23	20,000,000.00
	5,185,215,199.04	17,804,963.56	121,150,477.35	19,195,544.49
/	814,784,800.96	41,765,582.41	9,972,872.88	804,455.51

3

			Caldigit Holding(Cayman)					
	24,406,284.7 04.42	23,701,473.3 20.22	109,907,469. 77	91,423,949.8 1	670,860,493. 18	569,899,146. 98	46,757,216.9 3	46,757,216.9 3
	10,672,117.0 36.93	10,672,117.0 36.93	18,271,881.6 8	18,271,881.6 8	143,991,433. 32	143,991,433. 32	2,899,919.78	2,899,919.78
	4,222,834.97 1.37	4,222,834.97 1.37	12,095,772.4 4	12,095,772.4 4	95,429,725.6 0	95,429,725.6 0	13,607,880.3 3	13,607,880.3 3
	2,289,035.01 5.01	2,289,035.01 5.01	57,340,063.3 6	57,340,063.3 6	47,675,909.1 6	47,675,909.1 6	12,600,399.9 4	12,600,399.9 4
	5,061,624.81 0.68	4,670,679.67 8.66	92,963.74	92,963.74	220,051,363. 44	210,119,614. 64	14,318,313.0 6	14,318,313.0 6
	506,818,185. 85	192,951,933. 67	18,490,480.0 6	6,960.10	89,819,609.8 0	3,665,418.20	2,935.14	2,935.14
	93,038,799.1 2	93,038,799.1 2	2,767,778.62	2,767,778.62	15,061,693.4 2	15,061,693.4 2	508,290.24	508,290.24
	1,560,815.88 5.46	1,560,815.88 5.46	848,529.87	848,529.87	58,830,758.4 4	53,955,352.6 4	2,819,478.44	2,819,478.44
	14,401,412.3 33.05	14,225,209.4 87.00	65,395,061.3 2	59,879,578.8 8	217,326,768. 03	222,542,721. 14	19,335,010.5 2	19,335,010.5 2
	400,701,290. 05	400,701,290. 05			41,789,697.7 0	41,789,697.7 0		
	12,010,441.5 35.39	12,010,441.5 35.39	58,506,728.0 0	58,506,728.0 0	59,344,981.7 4	59,344,981.7 4	11,016,405.1 0	11,016,405.1 0
	176,202,846. 05		5,515,482.42		33,581,279.5 0	12,175,148.6 3	1,287,940.09	1,287,940.09
	602,710,283. 41	602,710,283. 41	937,618.87	937,618.87	23,916,815.0 0	50,538,898.9 7	1,970,314.49	1,970,314.49
	1,211,356.37 8.15	1,211,356.37 8.15	435,232.03	435,232.01	58,693,994.0 9	58,693,994.1 0	5,060,350.84	5,060,350.84
	10,004,872.3	9,476,263.83	44,512,408.4	31,544,370.9	453,533,725.	347,356,425.	27,422,206.4	27,422,206.4

	71.37	3.22	5	3	15	84	1	1
	4,819,657,17	4,565,010,05	26,707,444.8	18,926,622.5	332,383,247.	254,568,625.	8,226,661.92	8,226,661.92
	2.33	2.64	9	0	80	32		
	5,185,215,19	4,911,253,78	17,804,963.5	12,617,748.4	121,150,477.	92,787,800.5	19,195,544.4	19,195,544.4
	9.04	0.58	6	3	35	2	9	9

4

5

6

2

1

--	--	--	--	--	--	--	--	--

2

--	
--	
--	
--	
--	

3


3

4

--	--	--	--	--	--	--	--	--	--	--	--	--	--

---

--	--	--	--	--	--	--	--	--	--	--	--	--	--

17,500,000.00 68.97% 2021 02



					100.00%	
SUK PLASTICS					100.00%	
ICT-LANTO LIMITED(HK)				100.00%		
					31.47%	
					12.59%	
Cyber Acoustics, LLC(USA)					22.03%	
Caldigit Holding Limited					12.59%	
					31.47%	
					9.22%	
					58.88%	
					100.00%	
)					100.00%	
(					100.00%	
				100.00%		
					100.00%	
					100.00%	
					100.00%	
					88.00%	
					100.00%	

					100.00%	
				100.00%		
					100.00%	
					100.00%	
					100.00%	
					51.00%	
					100.00%	
					100.00%	
					100.00%	
					100.00%	
				100.00%		
				100.00%		
				100.00%		
					100.00%	
					100.00%	
					100.00%	
				55.00%		
					55.00%	
				100.00%		

				100.00%		
				100.00%		
				100.00%		
SuK Kunststofftechnik GmbH				100.00%		
				70.00%		
				100.00%		
					51.00%	
					51.00%	
					51.00%	
					100.00%	
				100.00%		
				70.00%		
( )					70.00%	
				100.00%		
				100.00%		
				100.00%		
				100.00%		

				90.00%		
					90.00%	
					90.00%	
					90.00%	
					90.00%	
					90.00%	
					63.00%	

L9/Exñ€,,r^

				100.00%		
				100.00%		
				100.00%		
				51.83%		
					51.83%	
					51.83%	
					51.83%	
					51.83%	
					51.83%	
					51.83%	
Caseteck Singapore PTE. LTD.,					51.83%	
( )					51.83%	
				100.00%		
				100.00%		
				100.00%		

---

				100.00%		

**2**

	45.00%	6,899,005.47		71,691,258.05

	949.79	31.45	381.24	443.87	81	945.68	583.17	04.17	687.34	875.87	47	798.34
	778,911, 522.39	188,620, 083.25	967,531, 605.64	432,751, 659.97	5,877,57 6.98	438,629, 236.95	922,468, 906.46	91,289,2 71.11	1,013,75 8,177.57	580,109, 436.01	7,737,36 9.47	587,846, 805.48
	1,044,70 7,295.02	1,356,95 6,783.45	2,401,66 4,078.47	862,367, 112.91	24,681,8 27.98	887,048, 940.89	1,181,69 7,694.14	1,409,64 5,063.39	2,591,34 2,757.53	1,092,80 6,110.91	31,243,9 18.32	1,124,05 0,029.23
	2,600,26 0,430.80	1,592,28 2,396.88	4,192,54 2,827.68	1,835,15 5,679.00	490,362, 074.14	2,325,51 7,753.14	2,162,13 0,004.28	1,160,24 7,787.78	3,322,37 7,792.06	1,950,65 5,927.00	145,273, 694.52	2,095,92 9,621.52
	22,778,4 81,259.2 6	9,339,57 0,358.86	32,118,0 51,618.1 2	20,783,8 02,429.8 9	337,685, 747.10	21,121,4 88,176.9 9						

	326,411,016. 33	15,331,123.2 7	15,082,244.8 3	19,186,063.7 6	250,073,562. 76	2,911,512.54	-26,954,549.2 3	16,729,734.4 2			
	863,982,192. 72	70,972,671.1 1	75,591,546.5 6	124,551,641. 02	766,700,321. 47	82,205,745.4 0	85,533,891.3 9	-31,470,651.0 3			
	1,280,685,86 3.21	100,888,081. 51	102,990,996. 60	-113,129,941. 39	1,352,111,26 5.87	114,971,511. 03	114,817,091. 01	196,105,592. 33			
	2,373,278,24 6.97	46,028,076.2 2	47,322,409.2 8	73,648,850.1 6	2,510,006,53 4.54	104,525,341. 39	105,446,016. 56	413,323,812. 87			
	4,316,395,11 1.91	378,360,435. 24	640,576,904. 00	251,280,685. 70	3,463,332,78 1.62	327,841,387. 24	365,550,567. 60	437,331,860. 62			
	49,727,123,0 10.93	961,423,139. 90	991,691,069. 76	893,969,747. 46							

4

5

2

1

2

/	
--	
--	
/	
/	

3

1

--	--	--

--		
--		
--		

**3**

	/	/



---

5

6

--	--	--	--

7

8

4

				/

2

3

	210,278,829.12	114,221,319.04
	210,278,829.12	114,221,319.04

3

12

1

	--	--	--	--
		115,918,643.05	1,991,199,461.99	2,107,118,105.04
1.		115,918,643.05	1,991,199,461.99	2,107,118,105.04
2			5,700,000.00	5,700,000.00
3		115,918,643.05	1,991,199,461.99	2,107,118,105.04
	210,278,829.12		25,697,319.30	235,976,148.42

		41,436.00		41,436.00
		41,436.00		41,436.00
	--	--	--	--

2

3

4

5

6

7

8

9

1

--	--	--	--	--	--

---

			HKD10,000	38.63%	38.63%
--	--	--	-----------	--------	--------

2021 12 31

19.23%

**2**

“ ”

**3**

“ ”



5

1

/

		14,579,642.24			8,030,338.04
		1,544,704.07			1,742,625.00
		7,025,321.51			7,133.15
		5,143.81			40,830,964.42
		3,708,934.25			676,913.53
		1,669,585.05			11,134.40
		403,077.31			
		20,052,496.84			
LUXSAN TECHNOLOGY LIMITED		27,367,615.80			
MERRY & LUXSHARE (VIET NAM) CO.,LTD		1,027,736.62			

/

				6,691.91
			886.00	1,842.54
Ayala Design Co., Ltd.(Japan)				4,495,492.93
Caldigit (UK) Limited				31,496,213.08
Caldigit American Inc.				135,401,289.61

		297,821.29	7,133.15
			20,714.40
		346,000.00	1,383,434.92
		2,542,359.91	43,045,170.20
		18,034.55	
		218,717,133.08	106,918,653.51
BCS AUTOMOTIVE INTERFACE SOLUTIONS		910,682.54	
		417,147,307.20	
		20,080,496.26	
		10,792,326.99	
MERRY & LUXSHARE (VIET NAM) CO.,LTD		16,898,647.66	

7.77

2 / /

/

/	/	/	/	/	/	/
---	---	---	---	---	---	---

/

/

/	/	/	/	/	/	/
---	---	---	---	---	---	---

/

3

		0.00	21,117.59

		0.00	108,412.88
--	--	------	------------

		9,801,826.37	0.00
--	--	--------------	------

				85,406,789.07	1,536,653.21

4

	5,100,560,000.00	2020 07 20	2025 07 19	

--	--	--	--	--

5


6

--	--	--	--

7

	10,465,440.15	11,414,640.00
	5,454,355.12	9,586,952.73

8

6

1

				324,853.80	162.43
		1,617,967.38	808.98	14,398,489.55	7,199.24
		158,076,590.05	79,038.30	59,654,508.75	29,827.25
	Ayala Design Co.,Ltd.(Japan)			890,628.97	445.31
	Caldigit (UK) Limited			17,773,116.02	8,886.56
	Caldigit American Inc.			38,290,629.44	19,145.31
	BCS AUTOMOTIVE INTERFACE SOLUTIONS	95,631.05	47.82		
		311,427.22	155.71		
		39,532,101.88	19,766.05		
		12,256,936.88	6,128.47		





1,097	5,241.90			35.87
	22		3	
	1,097	1,072		5,241.90
				5,209.20

2

	Black-Scholes
	937,782,848.94
	237,932,583.86

1	2018	9	25				
				2018			
	2018	9	25		1,899		97,500,000
2019	11	27					
2018						2018	
						2018	
2018						2018	
	2018				1,870	1,762	97,300,000
	122,327,530			17.58 /	13.48 /		
2020	6	22					
2018		2019					
	99,001,310		128,698,841			13.48 /	10.28 /
2020	12	2					
	2018				1,762	1,719	
127,217,803			125,056,043				
2021	7	2					2018
	2019						
			10.28 /		10.17 /		
2021	9	30					2018
						1,719	1,695
			93,843,466		92,964,441		
2021	12	3					2018
					1,695	1,653	92,964,441
90,887,187							

2 2019 4 22

2019

2019 4

22





2

3

1

2

4

5

--	--	--	--	--	--	--

6

1

2


3

4

7

8

1

1

	241,403.36	0.01%	241,403.36	100.00%		241,403.36	0.01%	241,403.36	100.00%	
1	241,403.36	0.01%	241,403.36			241,403.36	0.01%	241,403.36		
	2,908,049,591.01	99.99%	6,424,422.80	0.22%	2,901,625,168.21	6,927,999,417.25	99.99%	4,846,817.94	0.07%	6,923,152,599.31
	1,358,822,492.40	46.72%	6,424,422.80	0.47%	1,352,398,069.60	1,023,149,566.63	14.76%	4,846,817.94	0.47%	1,018,302,748.69
	1,549,227,098.61	53.27%			1,549,227,098.61	5,904,849,850.62	85.23%			5,904,849,850.62
	2,908,290,994.37	100.00%	6,665,826.16		2,901,625,168.21	6,928,240,820.61	100.00%	5,088,221.30		6,923,152,599.31

1	241,403.36		241,403.36	100.00%
	241,403.36		241,403.36	--



		1,338,844,558.04	669,422.28
1 60		8,650,481.16	432,524.06
61 120		2,581,119.38	774,335.81
121 180		2,885,223.98	1,154,089.59

181	365	4,934,117.57	2,467,058.79	50.00%
1	2			
2		926,992.27	926,992.27	100.00%
		1,358,822,492.40	6,424,422.80	--


1	1	2,907,122,598.74
3		1,168,395.63
3	4	1,168,395.63
		2,908,290,994.37

2

	241,403.36				241,403.36
	4,846,817.94	1,577,604.86			6,424,422.80
	5,088,221.30	1,577,604.86			6,665,826.16

--	--	--

3

--	--

--	--	--	--	--	--

4

1	1,370,318,350.67	47.12%	
2	521,621,195.14	17.94%	260,810.60
3	142,965,001.18	4.92%	71,482.50
4	91,442,885.66	3.14%	
5	81,685,003.81	2.81%	40,842.50
	2,208,032,436.46	75.93%	--

5

6

2

	211,543,626.19	11,543,626.19
	423,508,501.65	543,164,102.94
	635,052,127.84	554,707,729.13

1

1

--	--	--

2

--	--	--	--	--

3

2

1

( )		
	11,543,626.19	11,543,626.19
	200,000,000.00	
	211,543,626.19	11,543,626.19

2

1

( )				
-----	--	--	--	--

3

3

1

	33,273.76	49,663.76

	31,756,216.84
--	---------------

4

--	--

--	--	--	--	--	--

5

1		250,000,000.00		58.91%	
2		142,500,000.00		33.58%	712,500.00
3		26,800,000.00		6.32%	134,000.00
4		4,216,931.94		0.99%	21,084.66
5		412,839.90		0.10%	2,064.20
	--	423,929,771.84	--	99.90%	869,648.86

6

--	--	--	--	--

7

8

3



	215,943.92	159,965.41	26,003.07			349,906.26	
	768,384,558.86	2,781,915.36				771,166,474.22	
SuK Kunststofftechnik GmbH	33,746,516.14					33,746,516.14	
	10,114,690.87	25,930.81				10,140,621.68	
	3,924,994.27	2,171,669.55				6,096,663.82	28,560,179.80
	1,023,997,667.53	6,344,897.56				1,030,342,565.09	
	41,355,980.68	4,618,875.45				45,974,856.13	
	21,000,000.00					21,000,000.00	
	1,059,279,991.07	17,628,302.21				1,076,908,293.28	
	-9,372,824.16		1,561,501.83			-10,934,325.99	
	2,246,910,803.19	10,915,609.05				2,257,826,412.24	
	101,391,220.04	9,589.24				101,400,809.28	
	100,975,752.97	1,129,878.28				102,105,631.25	
	613,382.62	237,729.23				851,111.85	
LUXSHARE-IC T	2,233,928.58	144,092.12				2,378,020.70	
	103,613,239.93	16,879,201.47				120,492,441.40	

Luxshare-ICT,inc.	26,152,599.41	8,623,986.15				34,776,585.56	
Korea Luxshare-ICT Co.,Ltd.	4,069,963.65	1,090,328.95				5,160,292.60	
LUXSHARE-ICT EUROPE LIMITED	458,762.29	-276,555.97				182,206.32	
	3,496,808.33	1,294,333.06				4,791,141.39	
	22,320,648.93	8,568,147.74				30,888,796.67	
	417,479.98	2,102,915.10				2,520,395.08	
	1,508,715.42	477,815.16				1,986,530.58	
	682,828.16	675,585.46				1,358,413.62	
	1,370,774.17	355,294.53				1,726,068.70	
		467,029.39				467,029.39	
	1,058,103.73					1,058,103.73	
	3,923,321.03	1,049,509.09				4,972,830.12	
	2,052,314.71		760,535.58			1,291,779.13	
	944,286.31	272,586.50				1,216,872.81	
	7,286,518.99	3,194,304.92				10,480,823.91	
	130,000,000.00					130,000,000.00	

---

	747,520,596.6 5	31,285,660.54				778,806,257.19	
	169,968.40	55,445.18				225,413.58	
	883,685,555.8 5	6,809,458.10				890,495,013.95	

		15,000,000.00				15,000,000.00	
		55,590,269.64				55,590,269.64	
		1,000,000.00				1,000,000.00	
		161,382,181.30				161,382,181.30	
		400,000.00				400,000.00	
		340,902.08				340,902.08	
		663,622.71				663,622.71	
		1,302,245.97				1,302,245.97	
		36,362.89				36,362.89	
		424,991.24				424,991.24	
LUXSHARE-IC T (VIETNAM) LIMITED		1,790,298.57				1,790,298.57	
		9,999,497.45				9,999,497.45	
	13,377,693,523.62	7,853,464,562.49	118,026,125.62			21,113,131,960.49	28,560,179.80

	( )									( )	
Siliconch	22,663,50 6.55			-394,382. 18						22,269,12 4.37	
	203,224,6 96.76			-4,016,97 9.45						199,207,7 17.31	34,372,60 8.46
	225,888,2 03.31			-4,411,36 1.63						221,476,8 41.68	34,372,60 8.46
	225,888,2 03.31			-4,411,36 1.63						221,476,8 41.68	34,372,60 8.46

3

4

	9,174,890,300.12	8,531,671,602.47	11,464,276,490.11	10,754,493,607.05
	105,254,622.90	33,510,191.72	100,827,039.16	26,703,475.62
	9,280,144,923.02	8,565,181,794.19	11,565,103,529.27	10,781,197,082.67

	1	2		



6

1

	-57,241,855.39	
	853,542,165.37	
	16,559,223.33	
	95,298,693.93	
	602,993,325.33	
	-12,600,634.71	
	-170,939,666.46	
	211,043,425.20	
	61,644,659.76	
	1,054,923,166.44	--

1 —

2

		/	/
	22.35%	1.01	0.99
	19.34%	0.86	0.84

3

1

2

3

4